



ГРОС



Spotlight

Student's Book

Virginia Evans
Jenny Dooley
Nadezhda Bykova
Marina Pospelova



Express Publishing



ПРОСВЕЩЕНИЕ
ИЗДАТЕЛЬСТВО

3

Part 1

Английский

в фокусе



АНГЛИЙСКИЙ ЯЗЫК

3 класс

Учебник

В двух частях

Часть 1

Допущено
Министерством просвещения
Российской Федерации

13-е издание, переработанное

Москва
Express Publishing
«Просвещение»
2023

УДК 373.167.1:811.111+811.111(075.2)

ББК 81.432.1я71

А64

Серия «Английский в фокусе» основана в 2006 году.

Авторы: Н. И. Быкова, Д. Дули, М. Д. Поспелова, В. Эванс

Authors: Virginia Evans, Jenny Dooley, Nadezhda Bykova, Marina Pospelova

Учебник допущен к использованию при реализации имеющих государственную аккредитацию образовательных программ начального общего, основного общего, среднего общего образования организациями, осуществляющими образовательную деятельность, в соответствии с Приказом Министерства просвещения Российской Федерации № 858 от 21.09.2022 г.

Для соблюдения правил информационной безопасности поисковый запрос в Интернете осуществляется детьми с помощью взрослых (педагогических работников, родителей или законных представителей несовершеннолетних обучающихся).

Acknowledgements

Authors' Acknowledgements

We would like to thank all the staff at Express Publishing who have contributed their skills to producing this book. Thanks are due in particular to: Meryl Phillips (Editor-in-Chief); Julie Rich (senior editor); Nina Peters and Rianna Diamond (editorial assistants); Alex Barton (senior production controller) and the Express Publishing design team. We would also like to thank those institutions and teachers who piloted the manuscript, and whose comments and feedback were invaluable in the production of the book.

Colour Illustrations: Pan, Stone.

While every effort has been made to trace all the copyright holders, if any have been inadvertently overlooked the publishers will be pleased to make the necessary arrangements at the first opportunity.

Английский язык : 3-й класс : учебник : в 2 частях / Н. И. Быкова,
А64 Д. Дули, М. Д. Поспелова, В. Эванс. — 13-е изд., перераб. — Москва : Express
Publishing : Просвещение, 2023. — (Английский в фокусе).
ISBN 978-5-09-102375-6.
Ч. 1. — 104 с. : ил.
ISBN 978-5-09-102376-3.

Учебник является центральным элементом учебно-методического комплекта серии «Английский в фокусе» для 3 класса общеобразовательных организаций. Отличительной особенностью УМК является модульное построение учебника, наличие аутентичного материала о России, заданий, соответствующих требованиям международных экзаменов, готовящих постепенно к итоговой аттестации учащихся за курс начальной школы.

Учебник разработан в соответствии со всеми требованиями ФГОС НОО, утверждённого Приказом Министерства просвещения № 286 от 31.05.2021 г.

Границы государств даны на октябрь 2022 г.

Аудиоприложение: <https://prosv.ru/audio-spotlight3-1/>

УДК 373.167.1:811.111+811.111(075.2)
ББК 81.432.1я71

Учебное издание

Серия «Английский в фокусе»

Быкова Надежда Ильинична

Дули Дженни

Поспелова Марина Давидовна

Эванс Вирджиния

Английский язык

3 класс

Учебник

В двух частях

Часть 1

Центр лингвистического образования

Ответственный за выпуск *М. В. Кедрова*. Редакторы *А. А. Каплина, Ю. А. Смирнов, М. В. Кедрова*. Художественный редактор *Н. В. Дождева*. Редактор карт *М. А. Григорьева*. Корректоры *Н. Д. Цухай, И. Б. Окунева*

Подписано в печать 10.10.2022. Формат 60х90/8. Гарнитура Прагматика. Уч.-изд. л. 8.20. Усл. печ. л. 13,00. Тираж экз.
Заказ №

Акционерное общество «Издательство «Просвещение». Российская Федерация, 127473, г. Москва, ул. Краснопролетарская, д. 16, стр. 3, этаж 4, помещение I.

Адрес электронной почты «Горячей линии» — vopros@prosv.ru.

Express Publishing, Liberty House, New Greenham Park, Newbury, Berkshire RG19 6HW Tel.: (0044) 1635 817 363 Fax: (0044) 1635 817 463
e-mail: inquiries@expresspublishing.co.uk <http://www.expresspublishing.co.uk>

ISBN 978-5-09-102376-3 (ч. 1)
ISBN 978-5-09-102375-6

© Express Publishing, 2012, 2017
© АО «Издательство «Просвещение», 2012, 2023
Все права защищены



Spotlight 3

Part 1

Starter Unit	Welcome back!	p. 4
Module 1	School days!	p. 9
Module 2	Family moments!	p. 25
Module 3	All the things I like!	p. 43
Module 4	Come in and play!	p. 59
	Merry Christmas, everybody!	p. 78
	Spotlight on Russia	p. 82
	Further Reading Practice	p. 86
	Further Speaking Practice	p. 90
	Grammar Reference	p. 94
	Word List	p. 98
	Phonetics	p. 102



Задание рекомендуется выполнять в личной тетради учащегося



Сканируй, открывай и слушай!
<https://prosv.ru/audio-spotlight3-1>

Contents

Starter Unit – Welcome back! (pp. 4–8)

Module 1 (Units 1–2) – School days! (pp. 9–21)

In this module you will...

learn, read and talk about...	learn how to...	practise...	write...
Larry and Lulu's first day at school and their new friends, numbers 1–20, school items & subjects, shapes, schools in the UK	<ul style="list-style-type: none"> identify school items spell names talk about school subjects give commands pronounce /i:/ and /e:/ 	<ul style="list-style-type: none"> the present simple of the verb 'to be' imperative 	<ul style="list-style-type: none"> about yourself

Now I know (pp. 22–23)

Module 2 (Units 3–4) – Family moments! (pp. 25–39)

In this module you will...

learn, read and talk about...	learn how to...	practise...	write...
family members, famous paintings, families	<ul style="list-style-type: none"> introduce family members pronounce /ei/ and /æ/ 	<ul style="list-style-type: none"> possessive adjectives plurals (-s) the past simple of the verb 'to be' 	<ul style="list-style-type: none"> about your family

Now I know (pp. 40–41)

Module 3 (Units 5–6) – All the things I like! (pp. 43–55)

In this module you will...

learn, read and talk about...	learn how to...	practise...	write...
the children's food preferences, British favourite food	<ul style="list-style-type: none"> identify food and drinks express likes and dislikes order food pronounce /ai/ and /i/ 	<ul style="list-style-type: none"> the present simple some – any 	<ul style="list-style-type: none"> a note to your mother

Now I know (pp. 56–57)

Module 4 (Units 7–8) – Come in and play! (pp. 59–73)

In this module you will...

learn, read and talk about...	learn how to...	practise...	write...
Larry, Lulu and Betsy's toys, things in a room, popular fairy tales, Tesco superstores	<ul style="list-style-type: none"> talk about possession identify rooms and furniture pronounce /oʊ/ and /ɒ/ 	<ul style="list-style-type: none"> a – an this/that – these/those the possessive case the past simple of regular verbs 	<ul style="list-style-type: none"> about your room

Now I know (pp. 74–75)

Merry Christmas, everybody! (pp. 78–79)

Spotlight on Russia (pp. 82–85)

Further Reading Practice (pp. 86–89)

Further Speaking Practice (pp. 90–93)


Grammar Reference (pp. 94–97)

Word List (pp. 98–101)

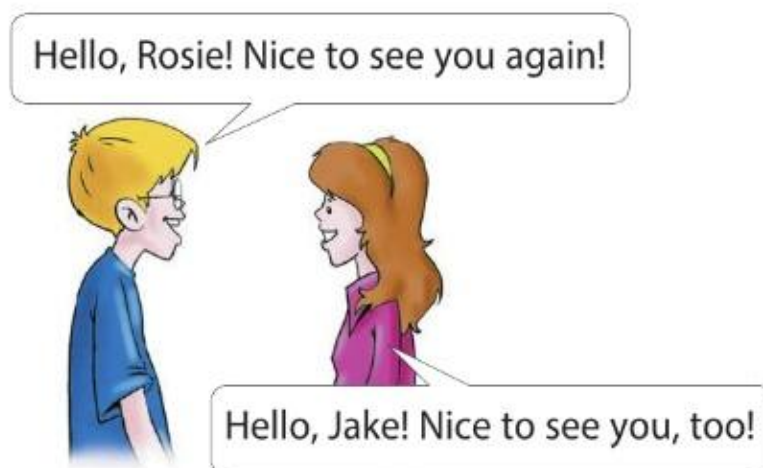
Phonetics (p. 102)

Welcome back!

1 Прочитай, вставляя имена героев.



2 Chit-Chat. Поговори с одноклассником.



3 Представь, что твой друг пришёл в класс. Представь его одноклассникам, образец тебе поможет.



This is my friend Dima. He is 9. He lives in Tula. He can swim like a fish. He's got a pet. We like playing football together.

4



Слушай и пой песню!

Colour me **red**, colour me **blue**,
 Colour me a rainbow, too!
 The ducks are **brown**,
 The books are **green**,
 The pencil case is **pink**.
 What colour is the sun today?
 It's a **yellow** sun, I think!



5



Давай поиграем!

Work in pairs.

Student A: Read the word.

Student B: Say the colour.

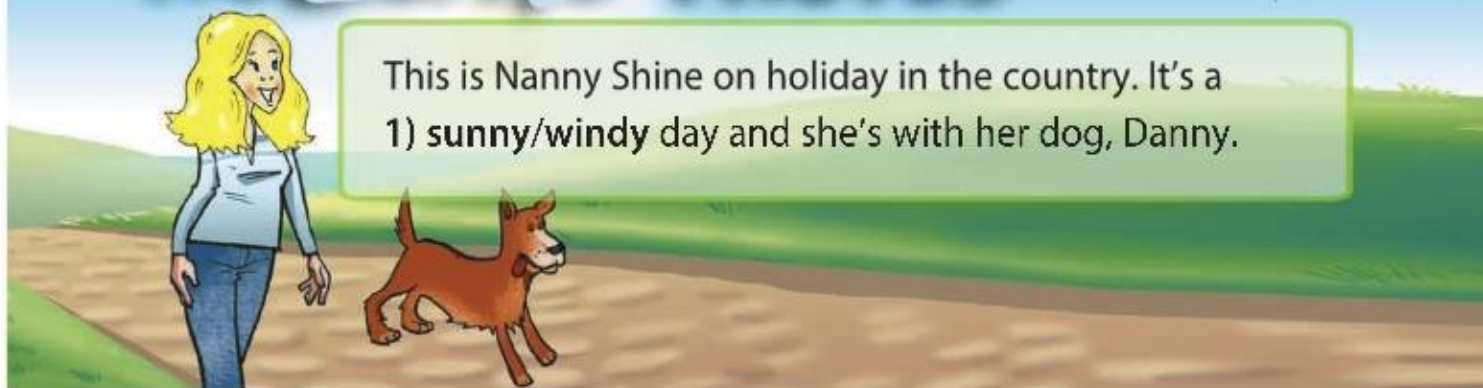
Black**Yellow****White****Pink****Green****Red****Brown****Pink****White****Blue****Green****Yellow****Red****Blue****Black****White****Yellow****Red**

b

- 1 Посмотри на картинки, прочитай тексты и выбери правильное слово.



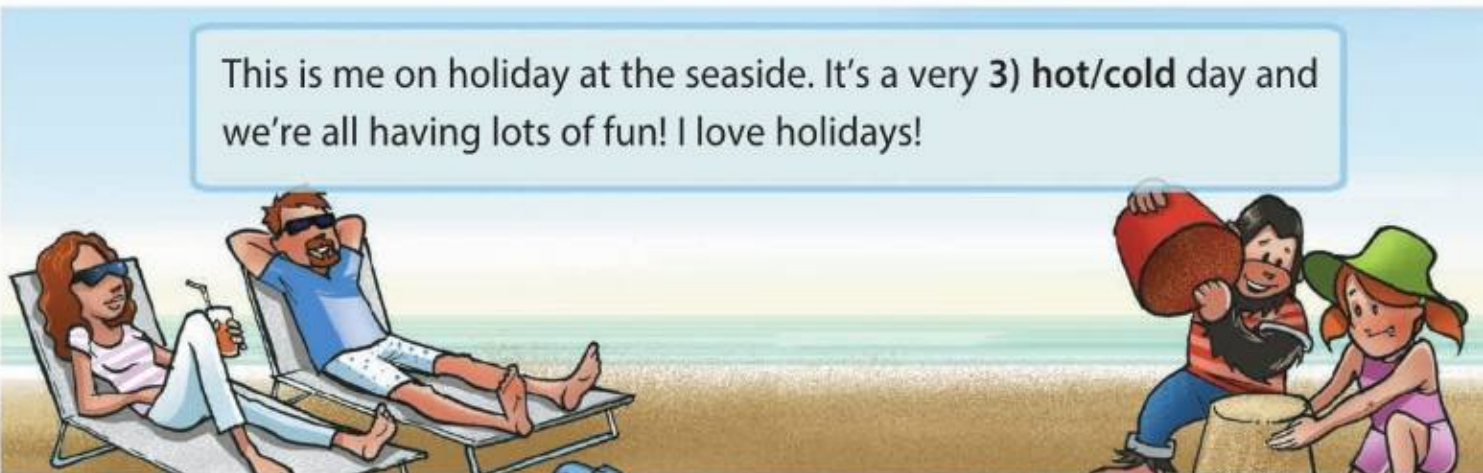
HOLIDAYS PHOTOS



This is Nanny Shine on holiday in the country. It's a 1) sunny/windy day and she's with her dog, Danny.



This is Larry on holiday. He is at camp. It's 2) hot/raining!



This is me on holiday at the seaside. It's a very 3) hot/cold day and we're all having lots of fun! I love holidays!

2




Выпиши из текстов упражнения предложения о погоде.

3



Подпиши свою фотографию на отдыхе (2–3 предложения) и расскажи о ней одноклассникам.



- 4**  Перерисуй анкету в тетрадь, заполни её и расскажи одноклассникам о себе.

Name	
Family Name	
Age	
Country	
City/Town/Village	
Hobby	dancing

I'm Lena Belova. I'm 8. I'm from Russia. I live in Omsk. I like dancing.
And what about you?

- 5** Chit-Chat. Прочитайте диалог по ролям, а затем поговорите с одноклассником.

A: What's your name?
 B: My name's Maria Belova.
 A: Sorry? Can you spell that, please?
 B: Yes, it's B-E-L-O-V-A.
 A: What's your phone number?
 B: It's 567 789 091.
 A: How old are you, Maria?
 B: I'm 10.



b

6



Давай поиграем!

Teacher: I spy with my little eye something beginning with c.

Student: Chair!



Module 1

Units 1-2

SCHOOL DAYS!

In this module you will ...

● learn, read and talk about ...

- Larry and Lulu's first day at school
- school items
- school subjects

● practise ...

- identifying school items
- numbers 1–20
- talking about school subjects
- commands



Schools in the UK!



1 a

School again!

1  Слушай и повторяй.



school



school bag



pen



pencil



rubber



ruler



book



pencil case

2 Chit-Chat. Поговори с одноклассником.

What's this?

It's a school bag!




3  Давай поиграем!

What's your name?

M - A - Y - A

Ah! Maya!



4  Посмотри на картинки и выбери заголовок: Funny Chuckles/ Back to school. Прослушай диалог и проверь себя.



5 Прочитай текст и найди имена персонажей.

1b

1



Посмотри на картинки. Куда собираются дети?
Прослушай песню и проверь себя.
Спой песню.

One, two, three, four,
Time to go to school once more!



Five, six, seven, eight,
Get your school bag, don't be late!

Nine, ten, get your pen.
Come with me, it's school again!



2 Прочитай правила поведения в школе.

Don't be late!

Don't be noisy!

Don't run!

3



Слушай и повторяй, а затем реши
примеры и прочитай их вслух.

11 = eleven

12 = twelve

13 = thirteen

14 = fourteen

15 = fifteen

16 = sixteen

17 = seventeen

18 = eighteen

19 = nineteen

20 = twenty

a $1 + 8$

f $3 + 5$

b $3 + 7$

g $9 + 11$

c $8 + 7$

h $2 + 2$

d $10 + 9$

i $9 + 4$

e $9 + 5$

j $9 + 2$

a One plus eight is nine.

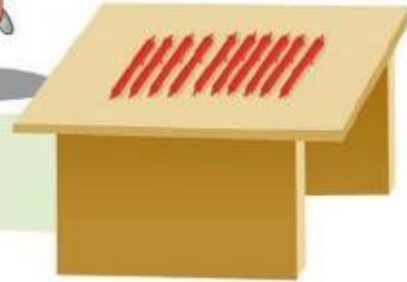
4  Слушай и повторяй.

Ee

PE is a lot of fun for me.



Ten red pens are on the desk.



5  Перепиши таблицу в тетрадь и заполни её.

three, yellow, pen, see, we, teddy, tree, pencil, desk, she

/i:/	/e/
?	?
?	?
?	?
?	?
?	?

6  Давай поиграем!

Number Bingo

5			13
	9		
12		10	

Bingo



School subjects

1  Слушай и повторяй.



English



Maths



Geography



PE



History



Science



Art



Music

2 Какие предметы ты изучаешь в школе? Такие же или другие?

We have ...

We don't have ...

3 Chit-Chat. Поговори с одноклассником.

A: What's your favourite subject?

B: Art. What about you?

A: I like Music.

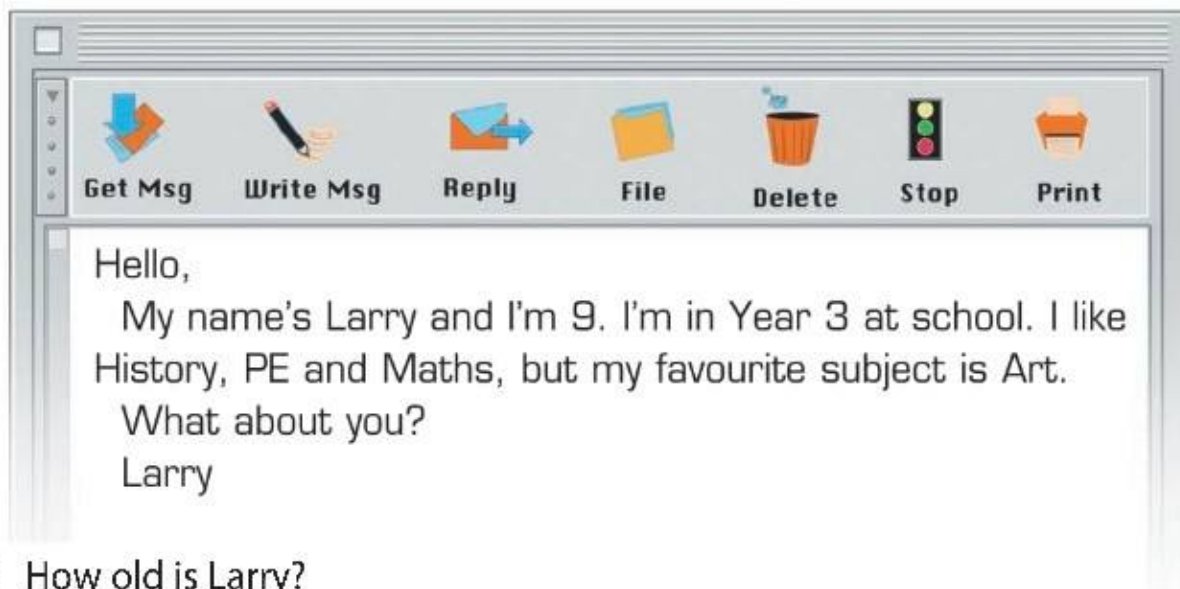
4 Прочитай предложения с полной и сокращённой формой глагола *be*.

- | | |
|--|-----------------------|
| 1 I am Bob.
I'm Bob. | 4 I'm in Year 8. |
| 2 What's your name?
What is your name? | 5 What is this? |
| 3 He's 12. | 6 My name is Peter. |
| | 7 They are at school. |
| | 8 It's a ruler. |




I am Mike.
I'm Mike.

5 Прочитай письмо и ответь на вопросы.



- 1 How old is Larry?
- 2 What year is he in at school?
- 3 What's Larry's favourite subject?

6  **ICT** – Выполни задание в разделе Portfolio: напиши в ответ электронное письмо о себе.

7  **Давай поиграем!**

- A: Guess the subject!
B: Music!



2b

1 Подбери к картинкам правильные предложения.



- 1 Stand up!
- 2 Sit down!
- 3 Open your book!
- 4 Close your book!
- 5 Clap your hands!
- 6 Stamp your feet!

2



Спой песню, сопровождая её движениями.

Come on, everybody!

Come on, everybody,
Stand up, stand!
Stamp your feet
And clap your hands!

Come on, everybody,
Sit down, sit!
Clap your hands
And stamp your feet!



Fun at school

Fun with Numbers!



- 3 Прочитай образец и выполни интересное задание с числами!

what to do

Choose a number (1-7)

Add (+) five

Add four

Take away (-) two

Add six

Take away the first number

Answer

example

7

12

16

14

20

(-7)

13


your turn!

try again with a new number

- 4 Скажи, на какую из этих форм похожи предметы на картинках.




triangle



circle



square






The TOY SOLDIER


Daddy: Here's a toy
For my little boy.
A toy soldier for you
And his jacket is blue!

William: Thank you, Daddy!
He's very nice –
He's got dark hair
And big brown eyes!



Daddy: And what have I got
For my little Rose?
A ballerina –
She can dance on her toes!

Rose: Thank you, Daddy!
She's beautiful, too!
She's got a pretty pink skirt
And pretty pink shoes!



Activities Module 1

The Toy Soldier


1 Прочитай предложения и скажи, верные они (yes) или нет (no).

- 1 William has got a toy soldier.
- 2 The toy soldier has got big green eyes.
- 3 The toy soldier has got a black jacket.
- 4 The ballerina can dance on her toes.
- 5 Rose has got pretty pink shoes.

2  Посмотри на картинки на с. 18–19 и опиши игрушки.

The toy soldier has got He's wearing

The ballerina has got She's wearing She can

3  Перепиши в тетрадь письма-благодарности и заполни пропуски.

Dear ...
 Thank you for my new ...
 He's very nice!
 Love,
 ...

Dear ...
 Thank you for my new ...
 She's beautiful!
 Love,
 ...



Schools in the UK!

1  Прочитай текст и заполни таблицу.

Many children in the UK start nursery school at the age of three or four. All children start primary school when they are five and spend six years there. Some children in primary schools wear uniforms.




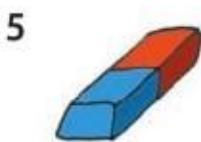
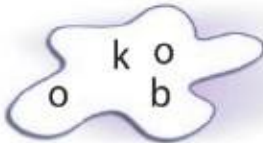
Name of school	Age
Nursery school	
Primary school	




Now I know

Vocabulary

1  Расшифруй слова.
(15 баллов)




15

2  Запиши числа словами.
(30 баллов)



30

Grammar

3  Выбери правильное предложение. (20 баллов)

- 1 A What your name?
B What's your name?
- 2 A What's this?
B What this?
- 3 A This my pet, Jessie.
B This is my pet, Jessie.
- 4 A It a pen.
B It's a pen.

20

Communication

4 Ответь на вопросы. (15 баллов)

- 1 What's your name?
- 2 How old are you?
- 3 What's your favourite subject?




15



Reading and Writing

5 Прочитай текст и напиши названия предметов. (20 баллов)

Hello,

My name's Tim. I'm in Year 6 at school.

I like 1)  ..., 2)  ..., 3)  ... and

4)  ..., but my favourite subject is 5) 

What about you?

Tim

20

Total		100
-------	---	-----


Now I can ...

- 1 talk about my school
- 2 count 1-20
- 3 write about school subjects

Arthur + Rascal



1 Hello. My name's Arthur.



2 Hi! I'm Rascal. I live with Arthur.



3 And my name's Tricksy! I live next door!

Module 2

Units 3-4

FAMILY MOMENTS!

In this module you will ...

● learn, read and talk about ...

- family members

● practise ...

- talking about families



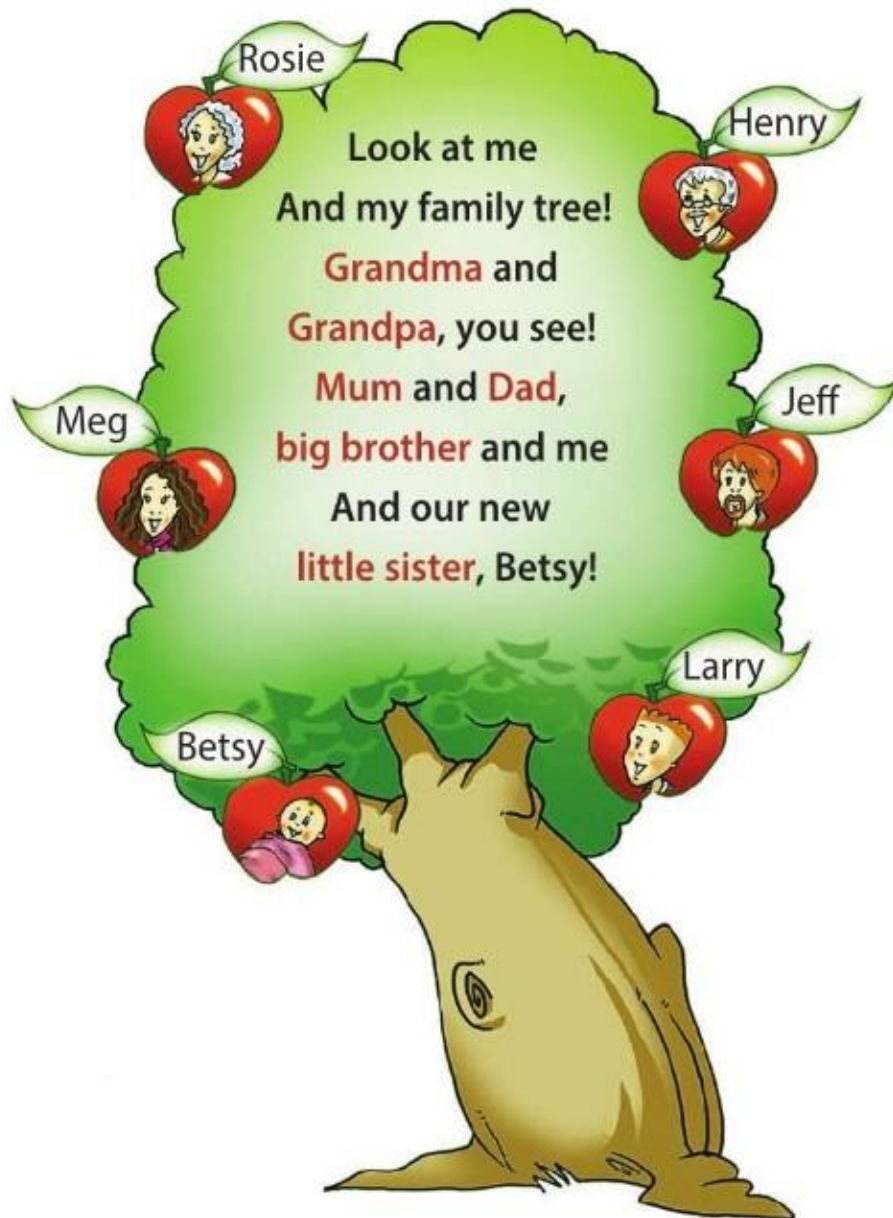
Families near and far!





A new member!


1  Прослушай и спой песню.




2 Расскажи о семье Лулу от её имени, как показано в образце.

Look! This is my grandma, Rosie!



3  Посмотри на картинки. Какое радостное событие произошло в семье? Прослушай диалог и проверь себя.



Chuckles, what's this?

4 Прочитай текст и выбери правильное слово.

Chuckles has got a teddy/chimp.

3b



1 Прочитай и выбери правильное слово.

This is **my** big brother. **His** name is Ron.

I – my

it – its

you – your

we – our

he – his

you – your

she – her

they – their

Tom: What's this?

Sam: It's a photo of my family. Look! This is 1) **my/her** brother.

Tom: What's 2) **his/her** name?

Sam: Ron. He's ten.

Tom: Who's this?

Sam: Oh, that's my sister, Pam.

Tom: Is this 3) **your/my** dad?

Sam: Yes, it is. His name is Dan.

Tom: Who's she?

Sam: She's my mum. 4) **His/Her** name is Anna.

Tom: Who are they?

Sam: My grandma and my grandpa. 5) **Your/Their** names are Lara and Bob.

2 Расскажи о семье Майи от её имени, как показано в образце.

This is my big sister. Her name is Carin. She's got beautiful dark hair and big eyes. She likes singing.



Carin



Stella



Winston



Anita



Errol



Simon



Bubbles

3 А теперь расскажи о ком-нибудь из своей семьи.

4  Слушай и повторяй.

Аа

A happy family is in the hat.




Take a cake, Kate.



5  Перепиши таблицу в тетрадь и заполни её.

name, cake, flag, late, lamp, bag, table, grandma, baby, nanny

/ei/	/æ/
?	?
?	?
?	?
?	?
?	?

6  Давай поиграем!

Who's she?

She's my mum.

What's her name?

Her name's Anna.





A happy family!

1  Слушай и повторяй.

The Shine Family



grandmother	grandfather	father	mother
(Meg)	(Harry)	(Peter)	(Sara)

Chit-Chat. Поговори с одноклассником.

A: Who's Meg?

B: Her grandmother.

What is it? It's a **toy soldier**.

What are **they**? They're **ballerinas**.

**Посмотри на картинки
и ответь на вопросы.**

1 They're yellow. What are they?

They're boats.

2 It's pink. What is it?

It's a ballerina.

3 They're blue. What are they?


4 It's green. What is it?

5 They're red. What are they?

6 They're brown. What are they?

4 Прочитай и выбери правильное слово.

Hello, I'm 1) Larry/Paco. This is my mother and 2) father/brother. Their names are Sophia and Carlos. Hector is my big 3) brother/sister and Anna is my little sister. This is my grandmother and this is my 4) mother/grandfather. We are a happy family!

5  ICT – Выполни задание в разделе Portfolio: напиши о своей семье.6  Давай поиграем!

I'm Grandmother Red. Who are you?

I'm Mr Green!



4b

1 Поставь существительные во множественное число и прочитай вслух.

1 chair	5 candle	9 book
2 duck	6 burger	10 boy
3 bed	7 mask	11 girl
4 boat	8 banana	12 puppet

2 Поставь предложения во множественное число и прочитай вслух.

- | | | |
|--------------------------------------|-----------------------|--------------------|
| 1 I am a boy.
We are boys. | 2 The piano is black. | 4 It is a bird. |
| | 3 She is a ballerina. | 5 He is a teacher. |


3



Спой песню!

My Happy Family!

Come to my house and see
My happy family!
My mum and dad,
My brother Brad
And my sister Rosie Lee!



My mum is very pretty,
My dad is big and tall.
Rosie Lee's a baby
And she is very small!

Come to my house and see
My happy family!
Brad is eight
And he's great!
We're as happy as can be!

Fun at school

Paint it Blue!



4 Эти картины написал Пикассо. Прочитай и выбери цвет, который в них преобладает.

a) red

b) yellow

c) blue



5 Какое название лучше подойдёт к каждой картине?

Picture A

- 1 Boy and Dog
- 2 In the Street

Picture B

- 1 A Happy Family
- 2 Mother and Child

6 Выбери любой цвет и нарисуй свою «картину». Придумай ей название.




The TOY SOLDIER

Narrator: And now it is
The end of the day.
Time for the toys
To come out and play.


Ted: Hello, I'm Ted.
I'm a teddy bear.

Look, my friends
Are over there!
That's Dolly the doll
And Jack in his box
And Pip the puppet –
One of William's socks!



Sam: I'm Sam, the toy soldier.
How do you do?
It's very nice
To meet all of you!

Bella: And my name's Bella.
Hello, everyone!
I like it here,
It's lots of fun!



Activities Module 2

The Toy Soldier

1 Прочитай и подбери имена к картинкам.



- a Dolly
- b Pip
- c Sam
- d Ted
- e Bella



3



I – me

he – him

it – it

you – you

you – you

she – her

we – us

they – them



Посмотри на таблицу, прочитай текст и вставь пропущенные слова.

Hello! Look at 1) I'm Ted. It's very nice to meet all of 2)
 These are my friends, look at 3) This is Bella. Do you want to
 dance with 4) ...? This is William. Do you want to play with 5) ...?
 I like 6) ... here. Let's have fun! Do you want to have fun with
 7) ...?





Families near and far!

Hello! I'm Sam Adams. I'm from the UK. Meet my family! This is my mum, Laura, and my dad, Chris. Can you see my little sister, Patti? She's only one!



This is my grandma and this is my grandpa. Their names are Jack and Becky. They live in Australia, in Canberra, the capital city.

1 Прочитай текст и согласи́сь (yes) или не согласи́сь (no) с утверждениями.

- | | |
|-----------------------------|--|
| 1 Sam is from Australia. | 4 Jack and Becky live in the UK. |
| 2 His sister is one. | 5 The flags of the UK and Australia are blue, red and white. |
| 3 Chris is his grandfather. | |

2 Какого цвета российский флаг?

3 Посмотри на картинки и перескажи текст.

Grammar Time

I was a funny baby!



Yesterday

I **was**
 You **were**
 He **was**
 She **was**
 It **was**
 We **were**
 You **were**
 They **were**

I **was not/wasn't**
 You **were not/weren't**
 He **was not/wasn't**
 She **was not/wasn't**
 It **was not/wasn't**
 We **were not/weren't**
 You **were not/weren't**
 They **were not/weren't**

Was I?
Were you ...
Was he ...?
Was she ...?
Was it ...?
Were we ...
Were you ...
Were they ...?

1 Скажи, каким ты был ребёнком.

happy



cute



clever



good



noisy



quiet



naughty



I was a happy baby.

2 Посмотри и скажи, где были вчера дети.



in the park



at the circus



at home



at the cinema



at the zoo

Larry was in the park yesterday.

3 А теперь спроси, где были эти дети вчера.

- Was Maya at the zoo yesterday?
- Yes, she was.
- Was Larry at home?
- No, he wasn't. He was in the park.






4 Поговори с одноклассником.

- Where were you yesterday?
- I was at the circus.

Now I know

Vocabulary

1 Расшифруй слова. (15 баллов)

tefdagn rarh	sretis	efhatr	rdogntra meh	rehtbro
1 	2 	3 	4 	5 


15

Grammar

2 Прочитай и выбери правильное слово. (15 баллов)


- 1 This is my fish. **Its/Your** name is Bubbles.
- 2 **She/Her** name is Lulu.
- 3 This is my father. **Her/His** name is Roger.
- 4 Look at **its/our** friends, Paco and Maya!
- 5 This is my grandmother. **Her/His** name is Anna.

15

3  Вставь **is** или **are**.
(15 баллов)

- 1 It ... a book.
- 2 They ... not ducks.
- 3 ... they rubbers?
- 4 This ... not my school.
- 5 Who ... she?

15

4  Напиши слова во множественном числе. (10 баллов)

- 1 ruler
- 2 pen
- 3 book
- 4 rubber
- 5 pencil

10

5 Прочитай и выбери нужное слово. (15 баллов)

- 1 Alice **was/were** a pretty girl.
- 2 The girls and boys **was/were** happy.
- 3 **Were/Was** they noisy children?

4 My sister wasn't/weren't quiet.

5 Was/Were you a naughty child?

15


Communication

6 Подбери к вопросу правильный ответ. (15 баллов)

- | | |
|-------------------------|----------------------|
| 1 What's this? | a My big sister. |
| 2 Who's she? | b They're books. |
| 3 What are they? | c No, it's a teddy. |
| 4 Who's he? | d My little brother. |
| 5 Is it a little chimp? | e It's a rubber. |

15

Reading and Writing

7  Посмотри на картинку, прочитай текст и заполни пропуски именами. (15 баллов)

Hello, I'm 1) This is my mother and father. Their names are 2) ... and 3) 4) ... is my big sister and 5) ... is my little brother. We are a happy family!



15

Now I can ...

- 1 talk about my family
- 2 write about my family

Total		100
-------	---	-----



Arthur + Rascal



Episode 1



Come on, Arthur. Let's go for Rascal!



Hello, Rascal. Time to go home!

One, two, ...? Quick. Get the fish, Rascal!

Oh, good!



Sit, Rascal. Sit!

Oh, oh!

Huh! Well done, Rascal!




Hee, hee!



Drop it, Tricksy!



No! Agh!



Good boy, Rascal!

Thanks, Arthur!

Module 3

Units 5-6

ALL THE THINGS I LIKE!

In this module you will ...

● learn, read and talk about ...

- food preferences

● practise ...

- talking about food
- ordering food




A bite to eat!



5 а

He loves jelly!

- 1  Слушай и показывай на картинки.
Затем спой песню.




Chicken with vegetables,
Ice cream and chocolate.
Water and lemonade,
Pizza with cheese on it!
Eggs in my sandwiches,
Burgers with chips:
These are just some
Of my favourite things!



- 2 Chit-Chat. Поговори с одноклассником.



- 3  Посмотри на картинки. Какое утверждение верно: Lulu likes jelly/Chuckles likes Jelly? Прослушай диалог и проверь себя.



- 4 Прочитай текст и согласишься (yes) или не согласишься (no) с утверждением.

Maya likes burgers.

5b



I like pizza. He likes chicken.
 Do you like chips? Yes, I **do**./No, I **don't**.
 Does he like eggs? Yes, he **does**./No, he **doesn't**.
 I **don't** like burgers. He **doesn't** like vegetables.

- 1 Перепиши таблицу в тетрадь, расспроси одноклассников и заполни таблицу.


Find someone who likes...

Name		Name	
chicken	?	burgers	?
vegetables	?	eggs	?
ice cream	?	sandwiches	?
chocolate	?	chips	?

A: Anna, do you like chicken?

B: Yes, I do.

- 2 Расспроси одноклассника о том, что любит и не любит Раскал.



1 burgers?

Does Rascal like burgers?

Yes, he does.

2 chips?

3 vegetables?

4 eggs?

5 cheese?

6 chicken?

7 pizza?

- 3 Посмотри на картинку ещё раз и расскажи, что ты узнал о Раскале.

Rascal likes burgers, but he doesn't like chips.

4  Слушай и повторяй.

li

I like white mice; they're very nice.

His little sister is six.



5  Перепиши таблицу в тетрадь и заполни её.

ice cream, like, biscuits, rice, big, milk, nine, fish, kite, chicken

/a/	/i/
?	?
?	?
?	?
?	?
?	?

6  Отгадай слова с помощью шифра.



I like *EVTVGZYOVH*.

VEGETABLES

I don't like *XSRXPVM*.

?

My favourite food is *KLKXLIM*.

?

7 Теперь расскажи о себе.

I like I eat a lot of (fruit and vegetables).

I don't like I don't eat much (chocolate). I don't eat many (bananas).


My favourite food is



In my lunch box!

1  Слушай и повторяй.

Menu



2 **Chit-Chat.** Поговори с одноклассником.

A: Can I have some meat and potatoes, please?

B: Here you are.

A: Thank you.

3  Заполни пропуски словами **some** или **any**.

- 1 She's got **some** biscuits.
- 2 They haven't got ... orange juice.
- 3 Have they got ... pasta?
- 4 He's got ... popcorn.
- 5 We haven't got ... lemonade.
- 6 Have you got ... milk?
- 7 They've got ... cake.
- 8 I haven't got ... rice.



I've got **some** biscuits.
 Have you got **any** milk?
 I haven't got **any** lemonade.
BUT
 Can I have **some** milk, please?

- 4  Прочитай и заполни список покупок для Карен.

Karen,

We've got some eggs, but we haven't got any chicken. We've got some milk, but we haven't got any ice cream. We've got some carrots and potatoes, but we need some apples and some bananas.

David



Shopping List

chicken


...


...


...

...

...

- 5  Выполни задание в разделе Portfolio: напиши записку маме по образцу упр. 4.

- 6  Выбери 3 продукта и «положи» в свою коробку с ланчем. Поговори об этом с одноклассниками. Сравните содержимое ваших коробок.



A: I've got some cheese. Have you got any cheese?

B: Yes, I've got some cheese, too!/No, I haven't got any cheese.

6b

1 Поговори с одноклассником.

- Would you like an apple?
- Yes, please. / No, thank you. I'd like to drink some juice.



1 An apple is a fruit.

2 Water is a drink.

2



Спой песню!

I like food, I love it!

I like apples I can crunch!
 I like biscuits I can munch!
 I like orange juice
 that I can swish,
 swish, swish!

I like food, I love it!
 I eat it every day;
 Hot or cold,
 Wet or dry,
 I eat it any way!



3 А вы знаете, какой десерт готовят из яблок? Посетите сайт и найдите ответ <http://gotourl.ru/12191>.

Fun at school


Figure it out!

$1+1=2$

4 Отгадай, какая у них любимая еда.

- Edward likes A5.
- Penny likes E3.
- Martin likes H1.
- Lisa likes D6.
- Darell likes C4.
- Jilly likes F2.

	1	2	3	4	5	6	7	8	9
A									
B									
C									
D									
E									
F									
G									
H									
I									

5  Теперь, используя код упр. 4, напиши о предпочтениях в твоей семье.

I like ...

My father likes ...

My mother likes ...



The TOY SOLDIER

Sam: Follow me, follow me,
March if you can!
Swing your arms
And count to ten!


One, two,
One, two, three!

Come on, everyone,
Follow me! Follow me!

All: Hooray! Hooray!
It's the end of the day!
It's time for us
To come out and play!



Narrator: And now the day
Is here again!
The toys can't march,
Or count to ten.



Activities Module 3

The Toy Soldier

1 Отгадай команду.

- 1 ten/Count/to!
- 2 your/Swing/arms!
- 3 can/you/March/if!
- 4 me/Follow!

2 Выбери правильный перевод.

- | | |
|---------------------|-----------------------------|
| 1 Follow me! | a) Маршируйте, если можете! |
| 2 Count to ten! | b) Машите руками! |
| 3 March if you can! | c) Следуйте за мной! |
| 4 Swing your arms! | d) Считайте до 10! |

3 Игра: повторяй за водящим!





A bite to eat!

1 Прочитай и заполни пропуски.

A I love teatime! I have tea and 1) с... every day at 4 o'clock.



B My favourite breakfast is sausages, 2) е... and toast. Yummy!



C On Saturdays we have fish and 3) с... for lunch. There's a great fish and chip shop in our street.



2 А что ты любишь есть? Нарисуй и расскажи одноклассникам.

I like eating My favourite breakfast is
On Saturdays we have



Now I know

1 Прочитай и соотнеси слова и картинки. (20 баллов)

e.g. biscuits j

- 1 eggs
- 2 orange juice
- 3 cake
- 4 lemonade
- 5 chocolate
- 6 milk
- 7 sandwiches
- 8 water
- 9 ice cream
- 10 rice

20

2 Прочитай и выбери правильное предложение. (20 баллов)

- 1 A We doesn't like milk.
B We don't like milk.
- 2 A Does Sue likes potatoes?
B Does Sue like potatoes?
- 3 A I like chips.
B I likes chips.
- 4 A Peter, does you like rice?
B Peter, do you like rice?

20

3 Прочитай и выбери правильное слово. (20 баллов)

- 1 We haven't got **some/any** eggs.
- 2 Have you got **some/any** cheese?
- 3 Can I have **some/any** meat?
- 4 I haven't got **some/any** cake.
- 5 We've got **some/any** burgers.

20

Communication

4  Впиши **I do. Yum!** или **I don't. Yuk!** (20 баллов)

A: Do you like biscuits?

B: 1) Yes, ...



A: Do you like milk?

B: 2) No, ...



A: Do you like sausages?

B: 3) No, ...




A: Do you like rice?

B: 4) Yes, ...



20

Reading and Writing

5  Кто это говорит? Посмотри на картинки, прочитай предложения и напиши соответствующее имя. (20 баллов)

Tina		
Wendy		
Theo		
Frank		
Simon		
Sam		

e.g. I like chicken and carrots. **Frank**

1 I like chicken and potatoes.

2 I like pasta and vegetables.

3 I like rice and sausages.

4 I like meat and potatoes.

5 I like pizza and salad.

20

Total		100
-------	---	-----

Now I can ...

1 talk about food

2 order food

3 talk about likes and dislikes

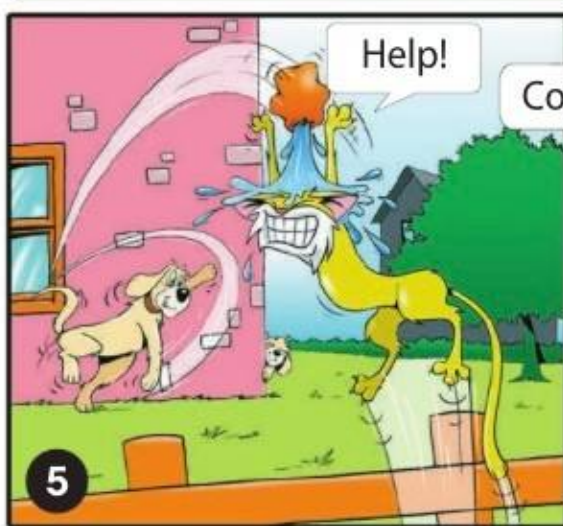


4 write a note



Arthur + Rascal



Episode 2



Module 4

Units 7-8

COME IN AND PLAY!

In this module you will ...

● learn, read and talk about ...

- Larry, Lulu and Betsy's toys
- things in a room

● practise ...

- talking about toys and possessions
- identifying things in a room



Tesco Superstore!



7a

Toys for little Betsy!



1  Слушай и повторяй.



2 Chit-Chat. Поговори с одноклассником.



3  Посмотри на картинки и выбери заголовок: Betsy's toys/Lulu's and Larry's toys. Прослушай диалог и проверь себя.



4 Прочитай текст и исправь ошибки.

Look! This is my rocking horse and that's my elephant.

7b

1 Посади слова на правильный поезд.



tea set, egg, animal, pencil, ruler, umbrella, rocking horse, orange.



an apple



a ball



This is a doll. ➡



That is an elephant. ➡



2 This is ... или That is ... ? Посмотри на картинку и скажи.

1 This is a tea set.



5 ... ruler.



2 ... apple.



6 ... egg.



3 ... train.



7 ... pencil case.




4 ... ball.



8 ... banana.



3  Слушай и повторяй.


Oo

Rose, close your book and go home.



Bob, put the dog and the frog into the toy box.



4  Перепиши таблицу в тетрадь и заполни её.
nose, close, frog, dog, open, hot, box, home, doll, no

/oʊ/	/ɒ/
?	?
?	?
?	?
?	?
?	?

5  Давай поиграем!

Whose is this?




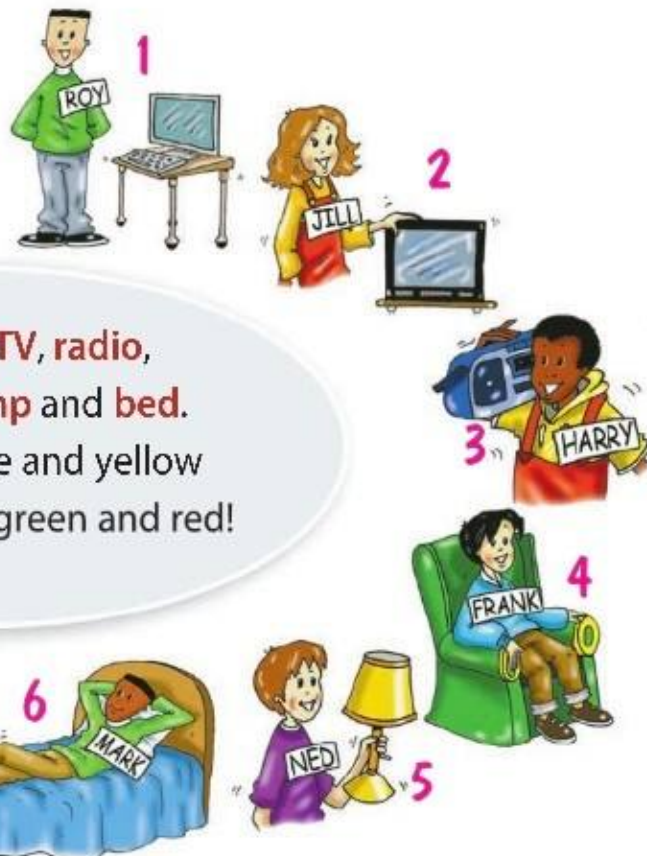
It's Anna's.



8a

In my room!

- 1  Слушай и показывай на картинки. Затем спой песню!



Computer, TV, radio,
Armchair, lamp and bed.
My **desk** is blue and yellow
And my **chair** is green and red!

- 2 Chit-Chat. Поговори с одноклассником.

A: What's this?

B: It's a computer.

A: Whose is it?

B: It's Roy's.



This is my pen. → **These** are my pens.
That is my ruler. → **Those** are my rulers.

- 3 Поставь предложения во множественное число и прочитай вслух.

1 This is a table.

These are tables.

2 That is a desk.

3 That is a chair.

4 This is an aeroplane.

5 This is my brother.


6 That is my book.

- 4 Какая из комнат описывается в тексте?
Прочитай и выбери.



This is Donna and Danny. This is their playroom! These are their toys. That's Danny's rocking horse. It's brown and white. This is Donna's tea set. It's red! Donna's chair is pink and Danny's chair is blue. And look at the funny radio! It looks like a yellow mouse!



- 5  Выполни задание в разделе Portfolio:
нарисуй свою комнату и напиши о ней.

- 6  Давай поиграем!



A: What's in my room?
B: A bed!

8b

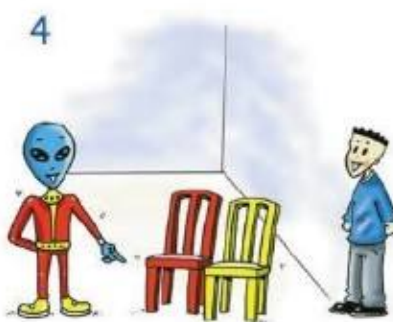

1 Посмотри на картинку и задай вопрос однокласснику.



A: What's this?
B: It's a radio.



A: What are those?
B: They're computers.



2



Спой песню!

Come to my playroom!

Come to my playroom,
Play with my toys,
Come in and play
On my rocking horse.

This is a tea set.
Ready for tea.
Come in and play
With Baby and me!



3 Скажи, с чем ты бы хотел сейчас поиграть.

I'd like to play with my doll. It's beautiful.


Fun at school

Tell me a story!



4 Что это за сказка? Подбери название к каждой книге.

1



a. The Town Mouse and the Country Mouse

3



b. Little Red Riding Hood

2



c. Goldilocks and the Three Bears

4



d. Sleeping Beauty

5 Прочитай диалог и назови сказку.

"Grandma, what big ears you've got!"

"That's because I want to hear a lot!"

6




Нарисуй сцену из своей любимой сказки, напиши её название и Расскажи о ней одноклассникам.



The TOY SOLDIER

Narrator: Now William and Rose
Are playing, you see –
But here comes Mummy,
It's time for tea!

Mummy: Time for tea!
Time for tea!
Come on! Come on!
Put your toys on the shelf
And run, run, run!



Narrator: Oh, dear, poor Sam!
He's not on the shelf.
He's there by the window
All by himself!
It's windy today,
Look out! Look out!
Oh, dear, poor Sam,
Can you hear him shout?



Activities Module 4

The Toy Soldier

1 Прочитай и выбери правильное слово.

- 1 William and Rose are **dancing/playing**.
- 2 Put your **radio/toys** on the shelf.
- 3 Sam is by the **window/shelf**.
- 4 It's **sunny/windy** today.

2 Скажи, в какие игрушки любят играть дети из сказки. Затем скажи о себе.

Rose likes playing with her
 William enjoys playing with his
 I like/enjoy playing with my

3  Пригласи своего друга на чаепитие.





Tesco Superstore

- 1 Что можно купить в супермаркете Теско? Прочитай и ответь.



TESCO



Tesco supermarkets are popular in the UK. Tesco superstores sell everything for your house and family: clothes, food, furniture, electrical items, sportswear, toys and games.

- 2 Прочитай слова и запиши их в соответствующую категорию.

jacket, bed, lamp, cheese, skirt, ball, armchair, T-shirt, ice cream, TV, sports shoes, kite

CLOTHES

SPORTSWEAR

FOOD

TOYS

ELECTRICAL ITEMS

FURNITURE

- 3 Что ты можешь добавить в каждую категорию?

Grammar Time

How was your weekend?



I played.
You played.
He/she/it played.
We played.
You played.
They played.

I **did not/didn't** play.
You **did not/didn't** play.
He/she/it **did not/didn't** play.
We **did not/didn't** play.
You **did not/didn't** play.
They **did not/didn't** play.

1 Поговори с одноклассником.

watched TV



played computer games



danced with my friends



visited my Granny

— How was your weekend?

— It was great! / It was boring! / I played computer games. / I studied for my test.

— Wow! / It's a pity.

- 2 Прочитай рассказ о том, как Лулу провела воскресенье, и напиши в тетрадке правильную форму глагола. Затем расскажи о себе.

It 1) ... **(rain)** yesterday and Lulu was at home. She 2) ... **(study)** for her test and then she 3) ... **(play)** computer games. She 4) ... **(watch)** a film on TV too. It was a comedy and she 5) ... **(like)** it a lot. It was a lovely day!



Did I play?	Yes, I did . No, I didn't .
Did you play?	Yes, you did . No, you didn't .
Did he/she/it play?	Yes, he/she/it did . No, he/she/it didn't .
Did we play?	Yes, we did . No, we didn't .
Did you play?	Yes, you did . No, you didn't .
Did they play?	Yes, they did . No, they didn't .

- 3 Посмотри на картинки и расспроси одноклассника о его выходных.

— Did you listen to music at the weekend?
— Yes, I did. / No I didn't.



paint a picture



play basketball



listen to music



water the plants



wash the dishes

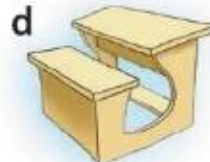

- 4 А теперь скажи, что ты НЕ делал на выходных.

I didn't dance with my friends.

Now I know

Vocabulary

1  Подбери слова к картинкам. (20 баллов)



1 doll

2 armchair

3 tea set

4 musical box

5 elephant

6 aeroplane

7 computer


8 rocking horse

9 TV

10 desk

20

Grammar

2  Вставь пропущенные слова **This, That, These** или **Those**. (20 баллов)

1 ... is my lamp. (далеко)

2 ... are my dolls. (близко)

3 ... are my chairs. (далеко)

4 ... is my radio. (близко)

20

3  Напиши, чем вчера занимались дети. (15 баллов)

The children 1) ... (stay) at home. Lulu 2) ... (dance). Larry 3) ... (play) computer games. Maya 4) ... (paint) a picture. Paco 5) ... (listen) to music.

15

4  Вставь артикль **a** или **an**. (5 баллов)

1 ... elephant 2 ... bed 3 ... armchair 4 ... orange 5 ... lamp

5

Communication

5 Выбери правильный ответ. (20 баллов)

1 A: What's this?

- B: a) It's a pencil.
b) These are pencils.

3 A: What are these?

- B: a) A pen.
b) Pens.

2 A: Whose is this doll?

- B: a) It's Marina.
b) It's Marina's.

4 A: Whose is this?

- B: a) Albert's.
b) Albert.

20

Reading and Writing

6  Посмотри на картинку и заполни пропуски. (20 баллов)

This is my room! Look at my 1) ... rocking horse. It's very nice. Can you see my tea set? It's 2) My chairs are 3) And look at my funny radio! It looks like a 4) ... mouse!



20


Total		100
-------	---	-----

Now I can ...

- 1 talk about my toys
- 2 name the things in my room
- 3 write about my room

Arthur + Rascal

Episode 3








Merry Christmas, everybody!

1 Слушай и читай.



2 Chit-Chat. Поговорите об угощениях от имени героев комикса.

I can smell something nice!

Turkey! Yummy!



Christmas pudding



mince pies



sausages

3 Какой подарок ты бы попросил у Санта-Клауса?

Please, Santa, can I have a teddy bear?



4  Спой песню!

MERRY CHRISTMAS 

We wish you a Merry Christmas!
We wish you a Merry Christmas!
We wish you a Merry Christmas!
And a Happy New Year!

Oh, bring us some Christmas pudding!
Oh, bring us some Christmas pudding!
Oh, bring us some Christmas pudding!
Please bring it out here!





The United Kingdom



There are four countries in the UK: England, Scotland, Wales and Northern Ireland. The national flag is red, white and blue. Its nickname is Union Jack. The head of the country is the King. The national animal is a lion. People enjoy playing soccer, rugby, cricket and golf.



1 Прочитай утверждения. согласишься (yes) или не согласишься (no) с ними, пользуясь информацией из текста.

- 1 England is in the UK.
- 2 There are four colours in the flag.
- 3 The tiger is the national animal.
- 4 The head of the country is the president.



2 ICT Соотнеси картинки с названиями достопримечательностей Лондона.

- A the London Eye
- B London Zoo
- C Buckingham Palace



1



2



3

Russia



Name	Russia
Capital City	Moscow
National Holiday	12 June (Russia Day)
Official Language	Russian
Time Zones	11



1 Ответь на вопросы, пользуясь информацией из таблицы.

- 1 What is the capital of Russia?
- 2 What is the name of Russia's national holiday?
- 3 What is the official language of Russia?
- 4 How many time zones are there in Russia?

2 Расскажи о России. Используй вопросы в качестве плана.





1. Primary schools in Russia

Children in Russia spend 4 years in primary school. Most schools in Russia have numbers, not names, and in some schools students wear uniforms.

Every school has got classrooms, a gym, a computer room, a library and a canteen.

Students have 4–5 lessons a day and the subjects they have are: Russian, Reading, Maths, English, Our World, Computer Study, Art, Technology and PE.

During the breaks the children play games and relax. After the lessons some students stay at school and do homework with their teachers because their parents are at work.



in the classroom



in the computer room



in the canteen



in the library



in the gym

1 Прочитай предложения и согласи́сь (yes) или не согласи́сь (no) с утверждениями.

- 1 Children in Russia spend 4 years in primary school.
- 2 Most schools have names.
- 3 Students have six lessons a day.
- 4 Some students do homework with their teachers.

2 А теперь ответь на вопросы о своей школе.

- 1 What's the number/name of your school?
- 2 Have you got a uniform at school?
- 3 Is your classroom big?
- 4 Have you got a computer room?
- 5 What can you do during the breaks?

2. Families in Russia

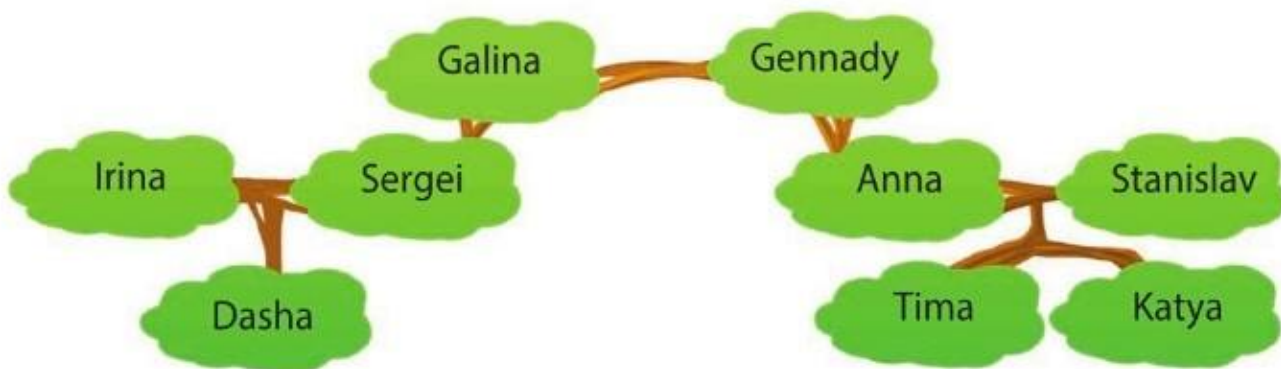


This is me and my pet rabbit Stepashka.

My Family Tree

My name's Daria, Dasha for short. I'm 9 and I'm in Year 3 at school. I live in Moscow. It's a big city and I like it here.

I've got a big family. Look at my family tree! My mum's name is Irina and my dad's name is Sergei. I haven't got a brother or a sister, but my dad's got a sister. She is my aunt. Her name's Anna. Stanislav is my uncle. My aunt and my uncle have got two children, Tima and Katya. They're my cousins. We love to talk and play together!



1 Посмотри на семейное дерево и ответь на вопросы.

- 1 Who are Galina and Gennady?
- 2 Has Dasha got a sister or a brother?
- 3 What are her cousins' names?
- 4 How many grandchildren have Galina and Gennady got?

2 Нарисуй своё семейное дерево, подпиши и расскажи классу.



3. I scream for ice cream!

Russian children like ice cream a lot. They eat it in hot and cold weather, at home and outside. They buy it in shops and kiosks. They also go to ice cream cafés with their friends. Children like all flavours of ice cream: chocolate, vanilla and fruit – they're all yummy! Ice cream is very popular in Russia and people have special ice cream festivals! They are great fun!



1 Ответь на вопросы.

- 1 Do you like ice cream?
- 2 Where do you buy it?
- 3 Do you eat it in winter?
- 4 What's your favourite flavour?
- 5 Can you make ice cream?

In an Ice cream Café.

2 Прочитай диалог и разыграй его.

- A: Hello. Can I help you?
 B: Yes, please. I'd like an ice cream.
 A: What flavour?
 B: Chocolate, please.
 A: Here you are. It's 50 rubles.
 B: Thank you. Bye.
 A: Bye.



- 3  Нарисуй символ для Фестиваля мороженого и расскажи о нём классу.

4. Everybody likes presents!



Spotlight
on Russia




New Year is a wonderful holiday. Russian children like it because they get a lot of presents. They get them from their parents, grandparents, friends and ... Father Frost! Father Frost and Snowmaiden, his granddaughter, live in Veliky Ustyug.

Children write letters to Father Frost and ask him to bring them presents: toys, computer games, chocolates and books.

1 Напиши письмо Деду Морозу.

Dear Father Frost,
I'd like ..., ..., ..., ... and ... for New Year.
Thank you very much.
Yours,
...



2 Прочитай текст. А как ты отмечаешь свой день рождения?

All children love their birthdays too because they get lovely presents and have a lot of fun. They usually have a party at home or at a café. Their friends give them presents and sing, "Happy birthday to you!" They all have a wonderful time: they sing songs, dance, play and eat tasty things.

3 А какие подарки ты любишь получать на день рождения? Поговори с одноклассником.

- When is your birthday?
- In ... (winter, spring, ...).
- What presents would you like to get?
- I'd like to get

4 Сделай открытку ко дню рождения друга и подпиши её.

Further Reading Practice

1 Прочитай слова и предложения сначала про себя, а потом вслух.

/aɪ/ right, light, fight, high;

Look left, look right. Look high up in the sky.



/ɑː/ dark, start, bath, fast, carpet, glasses, can't, at last, Mark, Margaret;

"Can you see the carpet under the bath?" says Margaret to Mark. "No, I can't," says Mark. "It's very dark in here." "Open the curtains," says Margaret. "Oh, yes," says Mark. "I can see the carpet now." "At last!" says Margaret.



/ɜː/ skirt, shirt, Shirley, T-shirt, dirty, turn, curtain;

"Look at your dirty skirt, Shirley!" Mum says. "Look at your dirty T-shirt! No, Shirley, don't go near the curtains. Oh, no. Now the curtains are dirty, too!"



/æ/ an, and, apple, that, black, hat, stand, glad, bag, lamp;

Put on that

Put on that black hat

Put on that black hat and stand

Put on that black hat and stand next to

Put on that black hat and stand next to the lamp.



2  Напиши слова, вставляя пропущенные буквы.
Прочитай вслух.

1 	2 	3 	4 	5 
l _ _ _ t	c _ _ _ t	sk _ _ t	gl _ _ _ s	h _ t

Further Reading Practice

3 Прочитай слова и предложения сначала про себя, а потом вслух.

/ʃ/ shirt, shine, shake, shelf, shocked, sharpener, Sheila, mushroom, wish;
Sheila wishes to sell mushrooms when the sun shines.



/dʒ/ jam, job, jumper, orange, magic, magician;
Jenny has got orange hair. She has got orange clothes, too. What's Jenny's job? Jenny is a magician!



/ɔɪ/ noise, join, point, enjoy, toy, boy, Troy, Roy;
Roy is in his room. He's got a friend. His name is Troy. Troy is an elf boy. Troy likes to dance. "Come on, Roy!" says Troy. "Join the dance!" Listen! Who's that? That's Roy's mum. "Oh, no! Hide, Troy!" "Roy, what's that noise?" Roy's mum asks. "It's OK, Mum," says Roy. "It's just a toy."

/ə/ ruler, rubber, brother, sister, singer, teacher, sharpener, blazer, cleaner;
"Where's your ruler?" the teacher asks Peter. "Where's your rubber? Where's your sharpener?" "They're in my blazer," says Peter. "Where's your blazer?" "At home, Miss," says Peter.



4 Прочитай слова вслух. Найди лишние слова.

1

shirt
sun
shake
shocked

2

orange
magic
girl
job

3

singer
noise
point
join

4

teacher
blazer
cleaner
jam

Further Reading Practice

• My School Things

5  Соотнеси слова и их транскрипцию.

Расставь слова в алфавитном порядке.

- | | |
|--------------|---------------|
| 1 school bag | a /ru:lə/ |
| 2 pen | b /sku:l bæɡ/ |
| 3 pencil | c /bʊk/ |
| 4 rubber | d /pen/ |
| 5 ruler | e /rʌbə/ |
| 6 book | f /pens/ |

• School Subjects

6  Соотнеси слова и их транскрипцию.

Расставь слова в алфавитном порядке.

- | | |
|-------------|---------------|
| 1 English | a /dʒiɒɡrəfi/ |
| 2 Maths | b /hɪstəri/ |
| 3 Geography | c /ɪŋɡlɪʃ/ |
| 4 PE | d /mæθs/ |
| 5 History | e /saɪəns/ |
| 6 Science | f /pi: t/ |

• My Family

7  Соотнеси слова и их транскрипцию.

Расставь слова в алфавитном порядке.

- | | |
|-----------|-----------|
| 1 mum | a /sɪstə/ |
| 2 mother | b /brʌðə/ |
| 3 dad | c /fɑ:ðə/ |
| 4 father | d /mʌm/ |
| 5 brother | e /mʌðə/ |
| 6 sister | f /dæd/ |

• My Food


8  Соотнеси слова и их транскрипцию.

Расставь слова в алфавитном порядке.

- | | |
|--------------|---------------|
| 1 chicken | a /wɔ:tə/ |
| 2 chocolate | b /sænwɪtʃɪz/ |
| 3 water | c /tʃɪkɪn/ |
| 4 lemonade | d /egz/ |
| 5 eggs | e /leməneɪd/ |
| 6 sandwiches | f /tʃɒklət/ |


Further Reading Practice

• My Toys

- 9**  Соотнеси слова и их транскрипцию.
Расставь слова в алфавитном порядке.

- | | |
|-----------------|----------------|
| 1 tea set | a /eəˈrəpleɪn/ |
| 2 doll | b /elɪfənt/ |
| 3 elephant | c /dɒl/ |
| 4 rocking horse | d /bɔːl/ |
| 5 aeroplane | e /tiː set/ |
| 6 ball | f /rɒkɪŋ hɔːs/ |

• My House

- 10**  Соотнеси слова и их транскрипцию.
Расставь слова в алфавитном порядке.

- | | |
|------------|-------------|
| 1 armchair | a /mɪrə/ |
| 2 cupboard | b /gɑːdn/ |
| 3 bed | c /læmp/ |
| 4 mirror | d /ɑːmtʃeə/ |
| 5 lamp | e /bedru:m/ |
| 6 fridge | f /kʌbəˈd/ |
| 7 garden | g /bed/ |
| 8 bedroom | h /frɪdʒ/ |

Further Speaking Practice

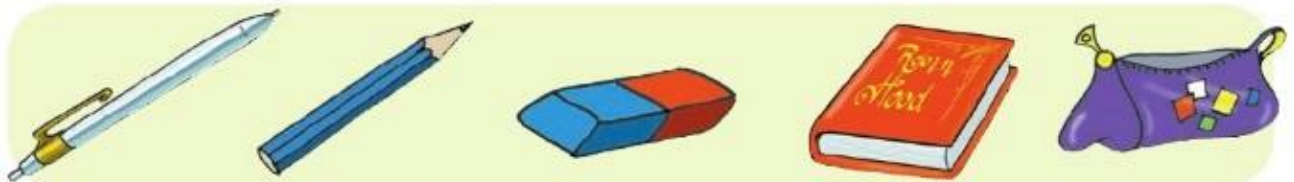
• Making requests

1 Прочитай и подбери к каждому диалогу картинку.

- 1 A: Can you give me your red pencil for a minute, please?
B: Sure. Here you are.
A: Thank you.
- 2 A: Can you give me a rubber and a ruler, please?
B: Sorry, I haven't got a ruler, but I've got a rubber. Here you are.
A: Thank you.
B: You're welcome.



2 Разыграйте похожие диалоги, используя картинки.



• Talking about your family

3 Прочитайте по ролям.

- Matvey: Who's that?
Marya: That's my mum!
Matvey: Who's the girl next to her?
Marya: That's my sister, Olga!
Matvey: She's very beautiful.



4 Разыграйте похожие диалоги.

• Offering and thanking

5 Прочитайте по ролям.

- Yura: Happy Birthday to you, Olya! This is for you!
Olya: Oh, how sweet! What is it?
Yura: It's a doll!
Olya: It's lovely! Thank you!

Further Speaking Practice

6 Разыграйте похожие диалоги, используя картинки.



• Ordering food

7 Прочитайте по ролям.

A: Hi! Can I help you?

B: Yes. Can I have two burgers and two lemonades, please?

A: Anything else?

B: Yes. Can I have some chips, please?

A: Yes, of course.

B: How much is it?

A: That's 100 rubles.

B: Here you are.

A: Thanks.

8 Разыграйте похожие диалоги, используя меню.



Further Speaking Practice

• Preferences

9 Прочитайте по ролям.

Nadja: Do you like dancing?

Yuri: I love dancing! What about you?

Nadja: I don't like dancing, but I love painting!

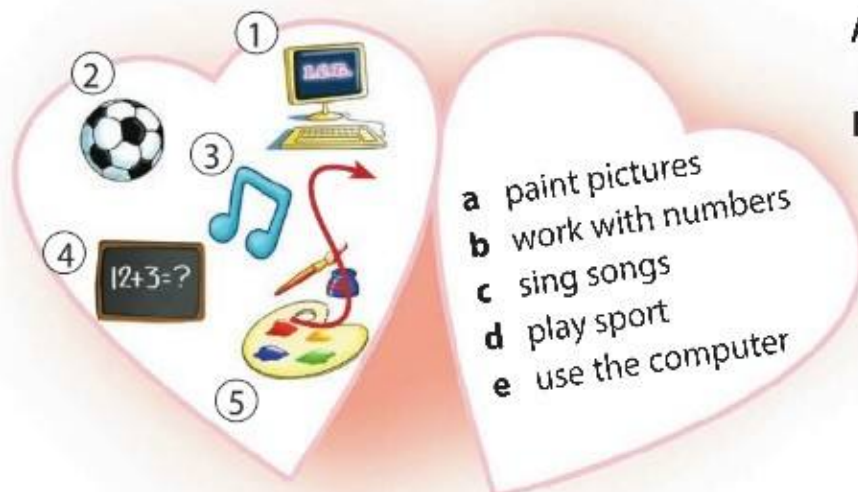
Yuri: Really? I don't like painting at all!

10 Разыграйте похожие диалоги, используя картинки или собственные идеи.



• Talking about school subjects

11 Соотнесите выражения и картинки, прочитайте диалог по ролям. Разыграйте похожие диалоги.



A: What do you do in English lessons?

B: We speak English, read and write.

Further Speaking Practice

12 Прочитайте по ролям.

Dina: What's your favourite subject, Sergei?

Sergei: Music.

Dina: Music? Why?

Sergei: Because I like singing songs. What's your favourite subject?

Dina: Maths. I love working with numbers.

• Describing your pet

13 Прочитайте по ролям.


Vladimir: Have you got a pet?

Inga: Yes, I've got a dog! His name is Max!

Vladimir: Really? What does he look like?

Inga: He's got big ears and a fat body. He's very cute!

14 Разыграйте похожие диалоги, используя картинки или собственные идеи.



Грамматический справочник

Модуль 1

Глагол 'to be' (быть, находиться, являться)

Утверждение		Вопрос
Полная форма	Краткая форма	
I am	I'm	Am I?
You are	You're	Are you?
He is	He's	Is he?
She is	She's	Is she?
It is	It's	Is it?
We are	We're	Are we?
You are	You're	Are you?
They are	They're	Are they?

Отрицание	
Полная форма	Краткая форма
I am not	I'm not
You are not	You aren't
He is not	He isn't
She is not	She isn't
It is not	It isn't
We are not	We aren't
You are not	You aren't
They are not	They aren't

Краткие ответы

В кратких ответах используется **Yes** или **No**, личное местоимение (*I, you, he, etc*) и глагол **am** ('m not), **is** (isn't)/**are** (aren't).

Are you a student? — Yes, I am/we are.
— No, I'm not/we aren't.

Is he/she/it from England? — Yes, he/she/it is.
— No, he/she/it isn't.

Модуль 2

Притяжательные местоимения

Личные местоимения	Притяжательные местоимения
I	my
you	your
he	his
she	her
it	its
we	our
you	your
they	their

Притяжательные местоимения показывают:

- принадлежность.
- отношения между людьми.

Притяжательные местоимения употребляются перед существительными.

Look at **my** schoolbag!

This is **my** mother.

Форма множественного числа

Большинство существительных образуют форму множественного числа путём прибавления **-s**.

pen – pens

book – books

Глагол to be (Past Simple)

Утверждение	Вопрос
I was	Was I?
You were	Were you?
He was	Was he?
She was	Was she?
It was	Was it?
We were	Were we?
You were	Were you?
They were	Were they?

Отрицание	
Полная форма	Краткая форма
I was not	I wasn't
You were not	You weren't
He was not	He wasn't
She was not	She wasn't
It was not	It wasn't
We were not	We weren't
You were not	You weren't
They were not	They weren't

- В вопросительных предложениях **was/were** ставится перед подлежащим (*I, you, he, she* и др.).
Was Mike at the party yesterday?

- В отрицательных предложениях после **was/were** ставится **not**.

Chris wasn't at work yesterday.

Краткие ответы

- В кратких ответах используется **Yes** или **No**, личное местоимение (*I, you, he* и др.) и глагол **to be** в соответствующей форме.

Were you at the cinema yesterday? — Yes, I was/we were.
— No, I wasn't/we weren't.

Was he/she/it at the cinema yesterday? — Yes, he/she/it was.
— No, he/she/it wasn't.

Were they at the cinema yesterday? — Yes, they were.
— No, they weren't.

Указатели времени (сигналы), употребляемые с Past Simple: *yesterday, last week, last month, last year, two days ago, weeks/months/ years ago, in 1975* и др.

Модуль 3

Present Simple — Настоящее простое время

Утверждение	Вопрос
I like	Do I like?
You like	Do you like?
He likes	Does he like?
She likes	Does she like?
It likes	Does it like?
We like	Do we like?
You like	Do you like?
They like	Do they like?

Употребление

Present Simple употребляется, когда речь идёт о регулярно повторяющихся, повседневных действиях и привычках.

Отрицание	
Полная форма	Краткая форма
I do not like	I don't like
You do not like	You don't like
He does not like	He doesn't like
She does not like	She doesn't like
It does not like	It doesn't like
We do not like	We don't like
You do not like	You don't like
They do not like	They don't like

Утвердительная форма

- Настоящее простое время образуется при помощи смыслового глагола в начальной форме. В 3-м лице единственного числа к глаголу добавляется *-s*.

Вопросительная форма

- В вопросах, для всех лиц кроме 3-го лица, единственного числа используется вспомогательный глагол **do** + **подлежащее** + **смысловый глагол**.
Do you like pizza?
- В 3-м лице единственного числа используется вспомогательный глагол **does** + **подлежащее** + **смысловый глагол** в начальной форме (без *-s*).
Does he like chicken?

Отрицательная форма

- В 3-м лице единственного числа используется вспомогательный глагол **does not (doesn't)** + **смысловый глагол** в начальной форме (без *-s*).
- В остальных случаях используется вспомогательный глагол **do not (don't)** + **смысловый глагол**.

Краткие ответы

В кратких ответах используется **Yes** или **No**, личное местоимение (*I, you, he, etc*) и вспомогательный глагол **do/don't** или **does/doesn't**.

Do you like milk? — Yes, I /we do.
— No, I/we don't.

Does he/she/it like milk? — Yes, he/she/it does.
— No, he/she/it doesn't.

Do they like milk? — Yes, they do.
— No, they don't.

Местоимения Some/Any

- Some** употребляется с неисчисляемыми существительными в утвердительных предложениях.
There is **some cheese** in the fridge.
- Some** также употребляется с исчисляемыми существительными во множественном числе.
There are **some apples** in the fridge.
- Any** употребляется с исчисляемыми и неисчисляемыми существительными в отрицательных и вопросительных предложениях.
There aren't **any eggs** on the table.
There isn't **any water** in the glass.
Are there **any biscuits**?
Is there **any chocolate**?

- **Some** употребляется в вопросительных предложениях, выражающих просьбу.
Can I have **some** milk, please?

Модуль 4

Possessive case — Притяжательный падеж

- Притяжательный падеж показывает принадлежность. Lulu's rocking horse
- Притяжательный падеж образуется с помощью 's (апостроф и s).
Larry's train the dog's house
- Чтобы узнать, кому что-либо принадлежит, употребляется вопросительное слово **whose**.
Whose is this doll?

Неопределённый артикль A/An

Неопределённый артикль **a/an** употребляется перед исчисляемыми существительными в единственном числе.

- **a** употребляется перед существительными, начинающимися с согласных:
a ball a pencil case
- **an** употребляется перед существительными, начинающимися с гласных:
an aeroplane an elephant

Указательные местоимения This/That/These/Those — Этот/Тот/Эти/Те

- **this/these** употребляется, когда говорят о находящихся вблизи людях, животных или предметах или указывают на них.
This is a tea set. These are lamps.
- **that/those** употребляется, когда говорят о находящихся далеко людях, животных или предметах или указывают на них.
That is an elephant. Those are chairs.

Past Simple — Прошедшее простое время

Утверждение	Вопрос
I worked	Did I work?
You worked	Did you work?
He worked	Did he work?
She worked	Did she work?
It worked	Did it work?
We worked	Did we work?
You worked	Did you work?
They worked	Did they work?

Отрицание

Полная форма	Краткая форма
I did not work	I didn't work
You did not work	You didn't work
He did not work	He didn't work
She did not work	She didn't work
It did not work	It didn't work
We did not work	We didn't work
You did not work	You didn't work
They did not work	They didn't work

Утвердительная форма

- Прошедшее простое время правильных глаголов образуется путем прибавления **-ed** к начальной форме смыслового глагола.
Kate visited her granny yesterday.

Отрицательная форма

- Отрицательные предложения строятся с помощью вспомогательного глагола **did not (didn't)** и смыслового глагола в начальной форме (без **-ed**).
She **didn't** play the violin on Sunday.

Вопросительная форма

- Вопросительные предложения строятся с помощью вспомогательного глагола **did** + подлежащее + смысловый глагол в начальной форме (без **-ed**).
Did she help her mother last night?

Краткие ответы

- В кратких ответах используется **Yes** или **No**, личное местоимение (*I, you, he* и др.) и глагол **did**.

Did you go? — Yes, I/we did.
No, I/we didn't.

Did he/she/it go? — Yes, he/she/it did.
No, he/she/it didn't.

Do they go? — Yes, they did.
No, they didn't.

Правила правописания

- К глаголам, оканчивающимся на **-e**, добавляется только **-d**.
dance — We danced all night.
- В глаголах, оканчивающихся на согласную **+y**, **y** заменяется на **i** и добавляется **-ed**.
study — She studied for her test yesterday.

- В глаголах, оканчивающихся на -l, эта буква l удваивается и добавляется -ed.
travel – She travelled to Scotland when she was a student.
- В односложных глаголах с кратким гласным между двумя согласными удваивается последняя согласная и добавляется -ed.
plan – He planned this party months ago.
clap – The seals clapped because they were hungry.

Произношение

Окончание -ed произносится как:

- /t/ после глухих согласных (кроме t):
washed, worked
- /d/ после гласных и звонких согласных (кроме d): *opened, played*
- /ɪd/ в глаголах, оканчивающихся на /t/, /d/: *wanted, visited*

Употребление

- **Past Simple** употребляется, когда речь идёт о действиях, которые происходили в прошлом.

Указатели времени (сигналы), употребляемые с Past Simple: *yesterday, last week, last month, last year, two days ago, weeks/months/years ago, in 1975* и др.

Word List

Starter Unit

again /əgeɪn/ снова
 begin /bɪɡɪn/ начинать
 day /deɪ/ день
 duck /dʌk/ утка
 everyone /evriwʌn/ все, каждый
 little /lɪtl/ маленький
 love /lʌv/ любить
 Nice to see you. /naɪs tə si: ju:/ Рад тебя видеть.
 pencil case /pensl keɪs/ пенал
 phone number /fəʊn nʌmbə/ номер телефона
 rainbow /reɪnbəʊ/ радуга
 think /θɪŋk/ думать
 today /tədeɪ/ сегодня
 Welcome back! /welkəm bæk/ С возвращением!

Module 1

Unit 1: School again!

be late /bi leɪt/ опаздывать
 come /kʌm/ приходиться
 get /get/ получать
 number /nʌmbə/ номер, число
 once more /wʌns mɔ:/ ещё раз
 pen /pen/ ручка
 pencil /pensl/ карандаш
 plus /plʌs/ плюс
 rubber /rʌbə/ ластик
 ruler /ru:lə/ линейка
 school /sku:l/ школа
 school bag /sku:l bæɡ/ школьный портфель, рюкзак
 time /taɪm/ время, пора

Unit 2: School subjects

Art /ɑ:t/ изобразительное искусство
 come on /kʌm ɒn/ смелее
 Geography /dʒɪnɒɡrəfi/ география
 History /hɪstəri/ история
 Maths /mæθs/ математика

Music /mjuzɪk/ музыка
 object /ɒbdʒɪkt/ предмет, вещь
 PE /pi: i:/ физическое воспитание
 Science /saɪəns/ естествознание
 subject /sʌbdʒɪkt/ школьный предмет
 year /jɪə/ год

Module 2

Unit 3: A New member!

big brother /bɪɡ brʌðə/ старший брат
 family tree /fæmɪli tri:/ родословное древо
 little sister /lɪtl sɪstə/ младшая сестра
 of course /ɒv kɔ:s/ конечно

Unit 4: A Happy family!

baby /beɪbi/ младенец
 big /bɪɡ/ большой
 father /fɑ:ðə/ папа
 grandfather /grændfɑ:ðə/ дедушка
 grandmother /grændmʌðə/ бабушка
 great /ɡreɪt/ замечательный, великолепный
 mother /mʌðə/ мама
 small /smɔ:l/ маленький
 tall /tɔ:l/ высокий

I was a funny baby!

cute /kjʊ:t/ очаровательный
 naughty /nɔ:ti/ непослушный
 noisy /nɔ:zi/ шумный
 quiet /kwaɪət/ спокойный
 yesterday /jestədeɪ/ вчера

Module 3

Unit 5: He loves jelly!

cheese /tʃi:z/ сыр
 chicken /tʃɪkɪn/ курица, цыплёнок
 egg /eg/ яйцо
 jelly /dʒeli/ желе
 lemonade /leməneɪd/ лимонад

Unit 6: In my lunch box!

cake /keɪk/ торт, пирожное
 carrot /kærət/ морковь
 crunch /krʌntʃ/ грызть с хрустом, хрустеть
 drink /drɪŋk/ пить
 dry /draɪ/ сухой
 find out /faɪnd aʊt/ выяснять
 Here you are. /hɪə ju: ɑː/ Вот,
 пожалуйста.
 lunch box /lʌntʃ bɒks/ коробка
 с завтраком
 munch /mʌntʃ/ жевать
 need /ni:d/ нуждаться
 pasta /pæstə/ макаронные изделия
 potato /pə'teɪtəʊ/ картофель
 rice /raɪs/ рис
 sausage /sɒsɪdʒ/ сосиска
 shopping list /ʃɒpɪŋ lɪst/ список покупок

Module 4**Unit 7: Toys for little Betsy!**

aeroplane /eərəpleɪn/ самолёт
 elephant /elɪfənt/ слон
 Let me see. /let mi si:/ Дай(те) мне
 подумать.
 musical box /mju:zɪkəl bɒks/
 музыкальная шкатулка
 rocking horse /rɒkɪŋ hɔːs/
 лошадка-качалка
 tea set /ti: set/ чайный сервиз
 train /treɪn/ поезд
 whose /wʊz/ чей

Unit 8: In my room!

armchair /ɑː'mtʃeə/ кресло
 computer /kəm'pjʊtə/ компьютер
 desk /desk/ парта, письменный стол
 playroom /pleɪru:m/ игровая комната
 TV /ti: vi/ телевизор

Numbers

eighteen /eɪti:n/ восемнадцать
 eleven /ɪlevən/ одиннадцать

fifteen /fɪfti:n/ пятнадцать
 fifty /fɪfti/ пятьдесят
 forty /fɔː'ti/ сорок
 fourteen /fɔː'ti:n/ четырнадцать
 nineteen /naɪnti:n/ девятнадцать
 seventeen /sevən'ti:n/ семнадцать
 sixteen /sɪks'ti:n/ шестнадцать
 thirteen /θɜː'ti:n/ тринадцать
 thirty /θɜː'ti/ тридцать
 twelve /twelv/ двенадцать
 twenty /twenti/ двадцать

Fun at school

add /æd/ добавлять
 because /bɪkɒz/ потому что
 belong /bɪlɒŋ/ принадлежать
 child /tʃaɪld/ ребёнок
 circle /sɜː'kəl/ круг
 crocodile /krɒkədaɪl/ крокодил
 design /dɪzain/ придумывать,
 конструировать
 domesticated /də'mestɪkeɪtɪd/ домашний
 fairy tale /fɛəri teɪl/ сказка
 family crest /fæmɪli krest/ фамильный
 герб
 figure out /fɪgər aʊt/ вычислять
 hear /hɪə/ слышать
 in the street /ɪn ðə stri:t/ на улице
 knew /nju:/ знал
 know /nəʊ/ знать
 map /mæp/ карта
 midnight /mɪdnaɪt/ полночь
 noon /nu:n/ полдень
 painting /peɪntɪŋ/ картина
 scene /si:n/ эпизод
 set a clock /set ə klɒk/ устанавливать часы
 snake /sneɪk/ змея
 square /skweə/ квадрат
 surname /sɜː'neɪm/ фамилия
 take away /teɪk əweɪ/ вычитать
 title /taɪtəl/ название
 triangle /traɪæŋɡəl/ треугольник
 turkey /tɜː'ki/ индюк, индюшка
 whale /hweɪl/ кит
 wild /waɪld/ дикий

Word List

The Toy Soldier

arm /ɑːm/ рука

by himself /baɪ hɪmself/ один

cheer /tʃiə/ приветствовать

dance on the toes /dɑːns ɒn ðə təʊz/

танцевать на носочках

end /end/ конец

follow /fɒləʊ/ следовать за

How do you do? /haʊ də ju duː/

приветствие при знакомстве

Look out /lʊk aʊt/ Осторожнее!

march /mɑːtʃ/ маршировать

poor /pʊə/ бедный

put /pʊt/ класть, ставить

shout /ʃaʊt/ кричать

sky /skaɪ/ небо

Arthur & Rascal

alright /ɔːraɪt/ хорошо, в порядке

be careful /bi keə'fʊl/ быть

осторожным

catch /kætʃ/ ловить

drop /drɒp/ бросать

go home /gəʊ hoʊm/ идти домой

help /help/ помогать

naughty /nɔːti/ непослушный

next door /nekst dɔː/ по соседству

picnic /pɪknɪk/ пикник

prize /praɪz/ приз

quick /kwɪk/ быстрый

silly /sɪli/ глупый

winner /wɪnə/ победитель

Merry Christmas, everybody!

bring /brɪŋ/ приносить

Christmas carol /krɪsməs kærəl/

рождественская песня

Christmas pudding /krɪsməs pʊdɪŋ/

рождественский пуддинг

Christmas tree /krɪsməs triː/

рождественская ёлка

mince pie /mɪns paɪ/ пирожок с мясом

next year /nekst jɪə/ следующий год

smell /smel/ чувствовать запах

turkey /tɜːki/ индейка

wish /wɪʃ/ желать

Cultural sections on English-speaking countries

1. Schools in the UK!

age /eɪdʒ/ возраст

nursery school /nɜː'sɜəri skuːl/ детский сад

primary school /praɪməri skuːl/

начальная школа

spend /spend/ проводить

start /stɑːt/ начинать(ся)

uniform /juːnɪfɔːm/ форма

2. Families near and far!

live /lɪv/ жить

3. A bite to eat!

breakfast /brekfəst/ завтрак

Saturday /sætə'deɪ/ суббота

teatime /tiːtaɪm/ чаепитие

toast /təʊst/ тост (поджаренный хлебец)

4. Tesco Superstore!

electrical item /ɪlektɹɪkəl aɪtəm/

электроприбор

everything /evrɪθɪŋ/ всё

furniture /fɜːnɪtʃə/ мебель

game /geɪm/ игра

sell /sel/ продавать

sportswear /spɔːtswɛə/ спортивная одежда

superstore /suːpə'stɔː/ супермаркет

Spotlight on Russia

1. Primary Schools in Russia

at work /ət wɜːk/ на работе

break /breɪk/ перемена

canteen /kæntɪn/ столовая

gym /dʒɪm/ спортивный зал

Handicraft /hændikrɑ:ft/ труд (название предмета)
 lesson /lesⁿ/ урок
 library /laɪbrəri/ библиотека
 Our World /aʊə wɜ:lɪd/ окружающий мир
 parent /pɜərənt/ родитель
 Reading /ri:diŋ/ чтение
 relax /rɪlæks/ отдыхать
 stay /steɪ/ оставаться

2. Families in Russia

aunt /ɑ:nt/ тётя
 cousin /kʌzən/ двоюродный брат/сестра
 for short /fɔː ʃɔ:t/ кратко, сокращённо
 uncle /ʌŋkəl/ дядя

3. I scream for ice cream!

café /kæfeɪ/ кафе
 festival /festɪvəl/ фестиваль, праздник
 flavour /fleɪvə/ вкус
 outside /aʊtsaɪd/ на улице, вне дома
 scream /skri:m/ кричать, визжать
 vanilla /vænɪlə/ ванильный

4. Everybody likes presents!

grandparent /grænpæərənt/ дедушка и бабушка
 granddaughter /grændɔ:tə/ внучка

Classroom English

Are you ready? /əː ju: redɪ/ Вы готовы?
 Change seats. /tʃeɪndʒ si:tʃ/ Пересядьте.
 Clap your hands. /klæp jɔ: hændz/ Хлопайте в ладоши.
 Get ready. /get redɪ/ Подготовьтесь.
 Pick a card. /pɪk ə kɑ:d/ Выберите карточку.
 Present it to the class. /prɪzent ɪt tə ðə klɑ:s/ Представьте (это) классу.
 Show your photos to the class. /ʃəʊ jɔ: fəʊtəʊz tə ðə klɑ:s/ Покажите свои фотографии классу.
 Stamp your feet. /stæmp jɔ: fi:t/ Потопайте ногами.
 Try again. /traɪ əgeɪn/ Попробуйте ещё раз.
 Well done! /wel dʌn/ Хорошо!
 What's the matter? /hwɒts ðə mətə/ Что случилось?
 What's wrong? /hwɒts rɪŋ/ Что случилось?
 Work in pairs. /wɜ:k ɪn peəz/ Работайте в парах.

Phonetics

Consonants	
/p/ pencil	/ʃ/ sheep
/b/ body	/ʒ/ unusual
/d/ desk	/h/ head
/t/ train	/tʃ/ chicken
/k/ carrots	/dʒ/ jelly
/g/ glass	/m/ Monday
/f/ face	/n/ night
/v/ visit	/ŋ/ long
/θ/ thin	/w/ woman
/ð/ mother	/r/ rice
/s/ supper	/l/ leg
/z/ music	/j/ year

Vowels and diphthongs	
/ɪ/ mirror	/ɔ:/ short
/e/ elephant	/u:/ ruler
/æ/ man	/ɜ:/ work
/ɒ/ hot dog	/eɪ/ tail
/ʌ/ cupboard	/aɪ/ mice
/ə/ soccer	/ɔɪ/ toy
/ʊ/ cooker	/oʊ/ sofa
/i/ twenty	/aʊ/ mouth
/i:/ teeth	/eə/ aeroplane
/ɑ:/ armchair	/hə/ here