



Proc



# Spotlight

Student's Book

Virginia Evans  
Jenny Dooley  
Nadezhda Bykova  
Marina Pospelova



Express Publishing




ПРОСВЕЩЕНИЕ  
ИЗДАТЕЛЬСТВО

3

Part 2

# Английский

в фокусе



# АНГЛИЙСКИЙ ЯЗЫК

## 3 класс

Учебник

**В двух частях**

**Часть 2**

*Допущено  
Министерством просвещения  
Российской Федерации*

13-е издание, переработанное

Москва  
Express Publishing  
«Просвещение»  
2023

УДК 373.167.1:811.111+811.111(075.2)

ББК 81.432.1я71

А64

Серия «Английский в фокусе» основана в 2006 году.

**Авторы:** Н. И. Быкова, Д. Дули, М. Д. Поспелова, В. Эванс

**Authors:** Virginia Evans, Jenny Dooley, Nadezhda Bykova, Marina Pospelova

Учебник допущен к использованию при реализации имеющих государственную аккредитацию образовательных программ начального общего, основного общего, среднего общего образования организациями, осуществляющими образовательную деятельность, в соответствии с Приказом Министерства просвещения Российской Федерации № 858 от 21.09.2022 г.

Для соблюдения правил информационной безопасности поисковый запрос в Интернете осуществляется детьми с помощью взрослых (педагогических работников, родителей или законных представителей несовершеннолетних обучающихся).

## Acknowledgements

### Authors' Acknowledgements

We would like to thank all the staff at Express Publishing who have contributed their skills to producing this book. Thanks are due in particular to: Meryl Phillips (Editor-in-Chief); Julie Rich (senior editor); Nina Peters and Rianna Diamond (editorial assistants); Alex Barton (senior production controller) and the Express Publishing design team. We would also like to thank those institutions and teachers who piloted the manuscript, and whose comments and feedback were invaluable in the production of the book.

Colour Illustrations: Pan, Stone.

**While every effort has been made to trace all the copyright holders, if any have been inadvertently overlooked the publishers will be pleased to make the necessary arrangements at the first opportunity.**

**Английский язык : 3-й класс : учебник : в 2 частях / Н. И. Быкова, А64 Д. Дули, М. Д. Поспелова, В. Эванс. — 13-е изд., перераб. — Москва : Express Publishing : Просвещение, 2023. — (Английский в фокусе).**

ISBN 978-5-09-102375-6.

Ч. 2. — 104 с. : ил.

ISBN 978-5-09-102380-0.

Учебник является центральным элементом учебно-методического комплекта серии «Английский в фокусе» для 3 класса общеобразовательных организаций. Отличительной особенностью УМК является модульное построение учебника, наличие аутентичного материала о России, заданий, соответствующих требованиям международных экзаменов, готовящих постепенно к итоговой аттестации учащихся за курс начальной школы.

Учебник разработан в соответствии со всеми требованиями ФГОС НОО, утвержденного Приказом Министерства просвещения № 286 от 31.05.2021.

Границы государств даны на октябрь 2022 г.

Аудиоприложение: <https://prosv.ru/audio-spotlight3-1/>

УДК 373.167.1:811.111+811.111(075.2)

ББК 81.432.1я71

Учебное издание

**Серия «Английский в фокусе»**

**Быкова Надежда Ильинична**

**Дули Дженни**

**Поспелова Марина Давидовна**

**Эванс Вирджиния**

## Английский язык

3 класс

Учебник

В двух частях

Часть 2

Центр лингвистического образования

Ответственный за выпуск М. В. Кедрова. Редакторы А. А. Каплина, Ю. А. Смирнов, М. В. Кедрова. Художественный редактор Н. В. Дождева. Редактор карт М. А. Григорьева. Корректоры Н. Д. Цухай, И. Б. Окунина

Подписано в печать 10.10.2022. Формат 60x90/8. Гарнитура Прагматика. Уч.-изд. л. 8.20. Усл. печ. л. 13. Тираж экз. Заказ №

Акционерное общество «Издательство «Просвещение». Российская Федерация, 127473, г. Москва, ул. Краснопролетарская, д. 16, стр. 3, этаж 4, помещение 1.

Адрес электронной почты «Горячей линии» — [vopros@prosv.ru](mailto:vopros@prosv.ru).

Express Publishing, Liberty House, New Greenham Park, Newbury, Berkshire RG19 6HW Tel.: (0044) 1635 817 363 Fax: (0044) 1635 817 463 e-mail: [inquiries@expresspublishing.co.uk](mailto:inquiries@expresspublishing.co.uk) <http://www.expresspublishing.co.uk>

ISBN 978-5-09-102380-0 (ч. 2)

ISBN 978-5-09-102375-6

© Express Publishing, 2012, 2017

© АО «Издательство «Просвещение», 2012, 2023

Все права защищены



# Spotlight 3

## Part 2

Module 5	Furry friends!	p. 5
Module 6	Home, sweet home!	p. 23
Module 7	A Day off!	p. 41
Module 8	Day by day!	p. 57
Mother's Day		p. 74
Spotlight on Russia		p. 76
Further Reading Practice		p. 82
Further Writing Practice		p. 87
Further Speaking Practice		p. 92
Grammar Reference		p. 94
Word List		p. 98



задание рекомендуется выполнять в личной тетради учащегося

Сканируй, открывай и слушай!



<https://prosv.ru/audio-spotlight3-1/>

# Contents

## Module 5 (Units 9–10) – Furry friends! (pp. 05–19)

In this module you will...

learn, read and talk about...	learn how to...	practise...	write...
the children's trip to Snowdonia, animals and parts of the body, reptiles and mammals, emus	<ul style="list-style-type: none"><li>describe parts of the body</li><li>describe animals</li><li>express ability</li><li>talk about age</li><li>pronounce /aɪ/ and /i/</li></ul>	<ul style="list-style-type: none"><li>the verb 'have got'</li><li>adjectives</li><li>irregular plurals</li><li>the verb 'can'</li><li>numbers 20–50</li><li>past simple (irregular verbs)</li></ul>	<ul style="list-style-type: none"><li>about your or your friend's pet</li></ul>

Now I know (pp. 20–21)

## Module 6 (Units 11–12) – Home, sweet home! (pp. 23–27)

In this module you will...

learn, read and talk about...	learn how to...	practise...	write...
Larry and Lulu's grandparents from Australia, rooms and things in a house, family crests, houses in Britain	<ul style="list-style-type: none"><li>talk about location</li><li>pronounce /u:/ and /ʌ/</li></ul>	<ul style="list-style-type: none"><li>prepositions of place</li><li>there is/are</li><li>plurals (-es, -ies, -ves)</li></ul>	<ul style="list-style-type: none"><li>about your house/flat</li></ul>

Now I know (pp. 38–39)

## Module 7 (Units 13–14) – A Day off! (pp. 41–53)

In this module you will...

learn, read and talk about...	learn how to...	practise...	write...
the children's activities on King's Park Day, hobbies, popular children's races in the USA	<ul style="list-style-type: none"><li>describe actions happening now</li><li>talk about free-time activities</li><li>pronounce /ŋ/ and /n/</li></ul>	<ul style="list-style-type: none"><li>the present continuous</li><li>like + -ing</li></ul>	<ul style="list-style-type: none"><li>about a day in the park</li></ul>

Now I know (pp. 54–55)

## Module 8 (Units 15–16) – Day by day! (pp. 57–69)

In this module you will...

learn, read and talk about...	learn how to...	practise...	write...
daily routines, days of the week, time, time zones around the world, popular American cartoons	<ul style="list-style-type: none"><li>describe daily routines</li><li>tell the time</li><li>pronounce /s/, /k/ and /tʃ/</li></ul>	<ul style="list-style-type: none"><li>the present simple (daily routines)</li><li>prepositions of time</li></ul>	<ul style="list-style-type: none"><li>about what you do on Saturdays or Sundays</li></ul>

Now I know (pp. 70–71)

Mother's Day (pp. 74–75)

Spotlight on Russia (pp. 76–79)

Further Reading Practice (pp. 82–86)

Further Writing Practice (pp. 87–91)

Further Speaking Practice (pp. 92–93)

Grammar Reference (pp. 94–97)

Word List (pp. 98–100)

# Module 5

Units 9-10

## FURRY FRIENDS!

In this module you will ...

● learn, read and talk about ...

- the children's trip to Snowdonia
- animals and parts of the body

● practise ...

- describing animals
- talking about abilities
- talking about things that happened in the past



*Animals Down Under!*



# Cows are funny!

1  Слушай и повторяй.



small nose



big ears



small head



big eyes



thin legs



fat body




short tail



long tail

2 Посмотри на картинки упр. 1 и скажи.



It's got a big mouth!


3 Это Погго. Опиши его.




Poggo's got a big head!

4  Нарисуй необычное животное и опиши его.



- 5  Посмотри на картинки и ответь на вопрос: кто остановил поезд?  
Прослушай диалог и проверь себя.



- 6 Прочитай текст и ответь на вопросы.

- 1 Where are Larry and Lulu? What's the name of the place?
- 2 Who has got a fat body?
- 3 Where is the cow?



1



Давай поиграем! Отгадай, какое у меня животное.

It's got four legs and a long tail.  
It's big and it's brown!



Have you got a horse?



I've got a dog.  
I haven't got a cat.  
Have you got a cat?  
Yes, I have./  
No, I haven't.

2



Слушай и повторяй.



man



men



woman



women



child



children



tooth



teeth



foot



feet



mouse



mice



sheep



sheep



fish



fish

3



Поставь существительное в правильную форму.

- 1 Chuckles has got two big ... (**foot**).
- 2 Baby Alex has got one small ... (**tooth**).
- 3 All the ... (**child**) in the class have got new books.
- 4 Mickey Mouse and Minnie Mouse are funny ... (**mouse**).
- 5 These ... (**man**) are from the UK.
- 6 Look! This ... (**fish**) is pink and green!
- 7 Is that ... (**woman**) your mother?
- 8 Have you got any ... (**sheep**) on your farm?

4



Слушай и повторяй.

Yu

My happy family can fly!



5

Перепиши таблицу в тетрадь и заполни её.

fly, bye, sunny, my, windy, funny, eye, spy, happy, baby

/aɪ/	/i/
?	?
?	?
?	?
?	?
?	?

6

Помоги Лулу дописать стихотворение.  
Перепиши его в тетрадь.

Bill and Ben  
Are funny **1)** ...!  
They've got big teeth  
And long thin **2)** ...!  
They've got three **3)** ... –  
They're very nice  
And two small **4)** ...  
In a big blue dish!

men

fish

mice

feet



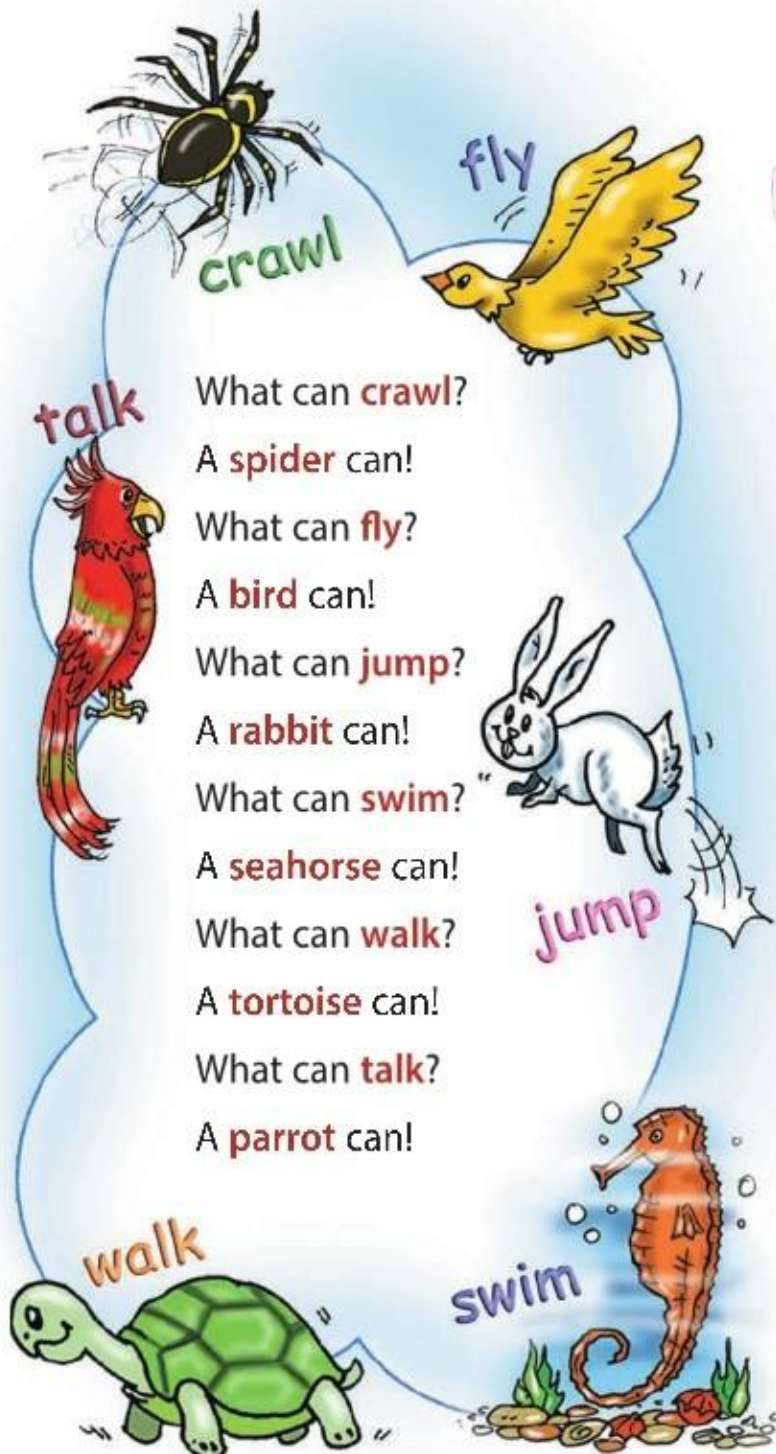
10

a


## Clever animals!

- 1  Слушай и показывай на картинки. Затем спой песню, сопровождая ее движениями.

Can parrots talk?  
Yes, they can.  
Can spiders talk?  
No, they can't.

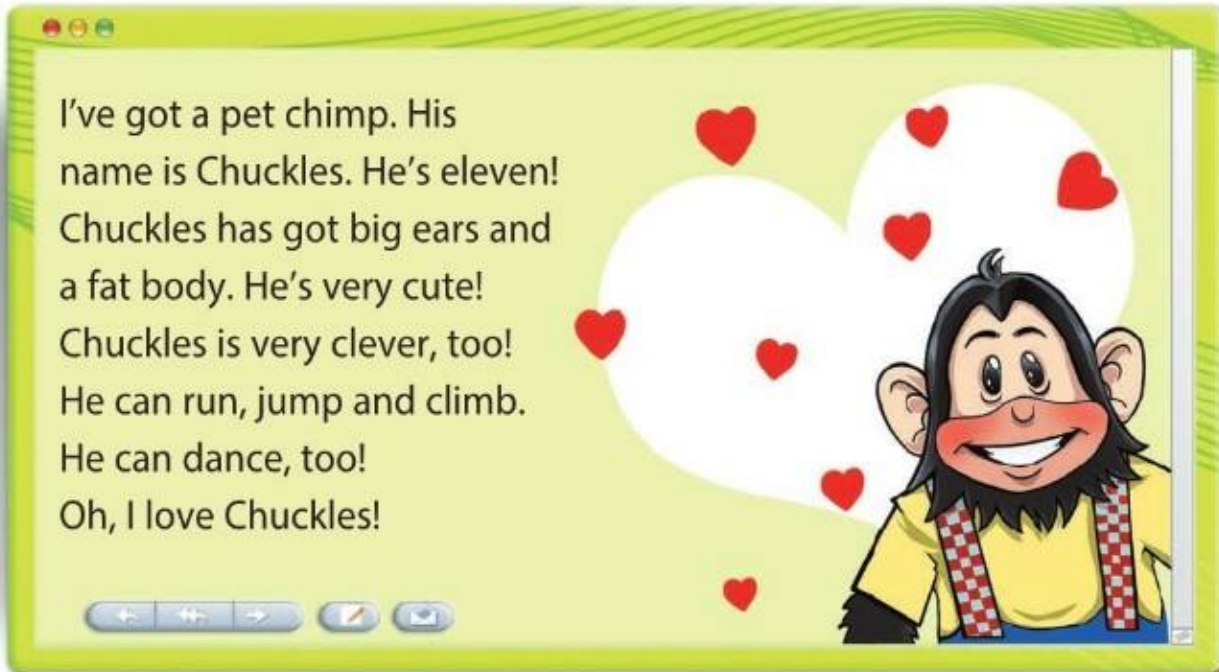


- 2 Скажи, что умеют и не умеют делать эти животные.



- 1 Spiders can crawl and jump, but they can't swim.


- 3 Прочитай текст, ответь на вопросы, а потом расскажи про Чаклза, используя вопросы как план.



I've got a pet chimp. His name is Chuckles. He's eleven! Chuckles has got big ears and a fat body. He's very cute! Chuckles is very clever, too! He can run, jump and climb. He can dance, too! Oh, I love Chuckles!

- |                           |                 |
|---------------------------|-----------------|
| 1 How old is Chuckles?    | 4 Is he clever? |
| 2 Has he got big ears?    | 5 Can he climb? |
| 3 Has he got a thin body? | 6 Can he dance? |

- 4  ICT – Выполни задание в разделе Portfolio: опиши своего питомца или питомца твоего друга.


- 5  Мозговой штурм! Работайте в паре. У вас 5 минут!



Write in your notebook the names of three animals that ...

- |                        |                      |
|------------------------|----------------------|
| 1 can swim.            | 4 can jump.          |
| 2 have got two legs.   | 5 have got big ears. |
| 3 have got long tails. | 6 can climb.         |

10b

1  Слушай и повторяй.

**20**  
twenty

**21**  
twenty-one

**30**  
thirty

**32**  
thirty-two

**40**  
forty

**43**  
forty-three

**50**  
fifty

**60**  
sixty

**70**  
seventy

**80**  
eighty


**90**  
ninety

**100**  
one hundred

2 Расспроси о возрасте этих животных.



A: How old is Chuckles?  
B: He's eleven!



3  Спой песню, сопровождая её движениями.



# The Can Can Song!

Can, can you dance  
Like I can?  
Can you sing like I can?  
Can you run  
And can you jump  
Like me?

Can, can you walk  
Like I can?  
Can you talk like I can?  
Can you swim  
And can you climb  
Like me?

# Fun at school

## What kind of Animals?



4 Посмотри на картинки и прочитай слова.



goat



chicken



horse



whale



snake



crocodile




turkey



elephant

5 Домашние или дикие? Перерисуй схему в тетрадь и впиши названия животных из упр. 4.




6  ICT – Нарисуй или найди картинку домашнего или дикого животного. Надпиши название животного и расскажи о нём классу. Тебе поможет сайт <http://gotourl.ru/12192>.




# The TOY SOLDIER

**Sam:** Help me! Help me!  
 Help me, please!  
 I'm here outside  
 With the flowers and trees!

Where am I? Where am I?  
 Where are my friends?  
 Where's Bella? Where's Ted?  
 Oh, no! This is the end!



**Ted:** Come on, time to play,  
I'm happy, I am!  
But where's the toy soldier?  
Where's our friend Sam?





# Activities Module 5

## The Toy Soldier

1 Прочитай и заполни пропуски словами **the, our, am, friends**.

1 Where ... I?

3 Where's ... toy soldier?

2 Where are my ...?

4 Where's ... friend Sam?


2 Кто поможет Сэму? Сыграй в игру!





## Animals Down Under!

1 Прочитай слова, посмотри на картинку и назови части тела.



2 Прочитай текст, ответь на вопросы, а потом расскажи про эму, используя вопросы как план.

This is an emu. Emus are from Australia. In Australia there are a lot of emu farms. Emus are very tall with a big body, a small head and long legs. The emu's body and legs are brown and its head and neck are blue. Emus can run very fast, but they can't fly! They eat fruit and insects. Their eggs are green! Emus are very interesting birds!

- 1 Where are emus from?
- 2 What colour are the emu's body and legs?
- 3 Can emus fly?
- 4 What colour are their eggs?

# Grammar Time

## How the Camel Got His Hump



### *Last week, last month*

I went.  
 You went.  
 He/she/it went.  
 We went.  
 You went.  
 They went.

I **did not/didn't** go.  
 You **did not/didn't** go.  
 He/she/it **did not/didn't** go.  
 We **did not/didn't** go.  
 You **did not/didn't** go.  
 They **did not/didn't** go.

## How the Camel Got His Hump

*Rudyard Kipling*

Once there **was** a Camel, and he didn't want to work. The animals **came** to him and asked him to help the Man. "Humph!" **said** the Camel; and they **went** away and **told** the Man. And the Man **told** them to work more.

The animals **were** angry. Then there **came** the Djinn. He stopped to talk with them. He **found** the Camel.

"Why don't you work?" asked the Djinn.

"Humph!" **said** the Camel.

And when he said it, he looked at his back, and he **saw** a great big hump.

"That's your own hump. You've got it because you didn't work," said the Djinn.

And from that day to this the Camel always wears a hump.



**1**  В каждом предложении есть ошибка. Исправь её.

- 1 Once there was a Mouse.
- 2 The dog didn't want to work.
- 3 "Wow!" said the Camel.
- 4 The Camel went away.
- 5 The Man told them to dance.
- 6 The Camel was angry.
- 7 Then there came the Queen.
- 8 The Djinn found the Dog.
- 9 The Camel saw a small hump.

say	—	said
tell	—	told
go	—	went
come	—	came
see	—	saw
find	—	found
get	—	got
have	—	had

**2** Каких животных ты видел в зоопарке? А в цирке?

I saw an elephant/camels...

**3** Скажи, когда ты был в зоопарке или в цирке последний раз и что ты там видел.

I was at the zoo last ... I saw ... It was/They were ...



<b>Did</b> I go?	Yes, I <b>did</b> . No, I <b>didn't</b> .
<b>Did</b> you go?	Yes, you <b>did</b> . No, you <b>didn't</b> .
<b>Did</b> he/she/it go?	Yes, he/she/it <b>did</b> . No, he/she/it <b>didn't</b> .
<b>Did</b> we go?	Yes, we <b>did</b> . No, we <b>didn't</b> .
<b>Did</b> you go?	Yes, you <b>did</b> . No, you <b>didn't</b> .
<b>Did</b> they go?	Yes, they <b>did</b> . No, they <b>didn't</b> .

**4** Задай вопросы одноклассникам о прошедших выходных.  
Используй глаголы в рамочке.

have go walk visit dance watch listen study play

— Did you watch cartoons in the morning?

— No, I didn't. Did you walk in the park in the afternoon? ...

# Now I know

## Vocabulary

- 1  Перепиши слова, вставляя недостающие буквы. (10 баллов)



1 ?i?d



2 p??r?t



3 ??ah ??s ?




4 t??t???e



5 ?a???t

10

- 2  Напиши цифрами. (12 баллов)

1 twenty-five

3 forty-two

2 thirty-six

4 fifty

12

## Grammar

- 3 Посмотри и выбери правильное слово. (8 баллов)



man/men



child/children



tooth/teeth



mouse/mice

8

- 4 Найди пару глаголам. (18 баллов)

1 go 2 have 3 tell 4 come 5 get 6 see 7 find 8 say 9 be

a saw b said c went d got e had f found g was h came i told

18

- 5 Прочитай и заполни пропуски словами **can, can't, has got** или **hasn't got**. (14 баллов)



A spider e.g. **has got** eight legs. It 1) ... a tail. It 2) ... climb, but it 3) ... swim.

A parrot 4) ... a long tail. It 5) ... any teeth. It 6) ... fly, but it 7) ... crawl.



14

### Communication

- 6 Ответь на вопросы. (18 баллов)

e.g. Have you got a brother?

**Yes, I have.**

- 1 How old are you?
- 2 Can you dance?

3 Can you swim?

4 Do you like fruit?

5 Have you got a pet?

6 What's your favourite animal?

18

### Reading and Writing

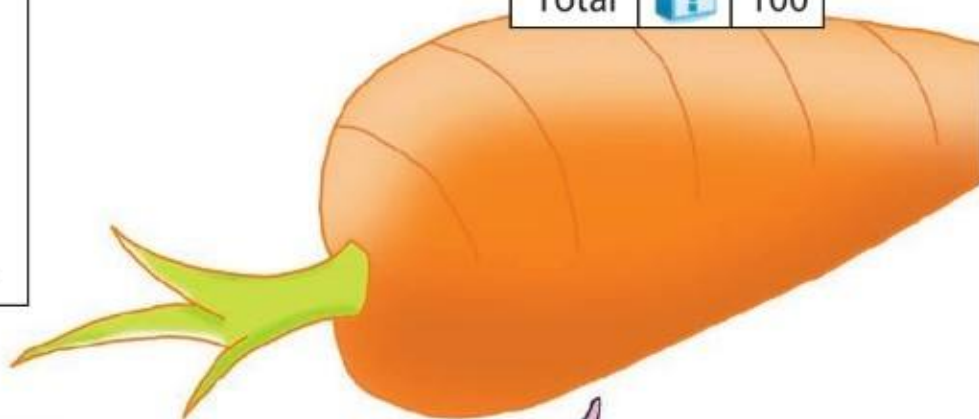
- 7 Прочитай и заполни таблицу. (20 баллов)

I've got a pet rabbit! His name is Ronnie! He's got a fat body, long pink ears and big eyes. Ronnie can run and he can jump, too! He's very funny!

20

Pet:	e.g. <b>rabbit</b>
Name:	1) ...
Body:	2) ...
Ears:	3) ...
Eyes:	4) ...
Can:	run and 5) ...

Total	?	100
-------	---	-----



### Now I can ...

- 1 talk about animals
- 2 describe animals
- 3 talk about ability
- 4 write about a pet

# Arthur + Rascal

## Episode 4



# Module 6

Units 11-12

## HOME, SWEET HOME!

**In this module you will ...**

● learn, read and talk about ...

- Larry and Lulu's grandparents from Australia
- rooms in a house
- things in a house

● practise ...

- identifying rooms
- talking about location
- talking about what was there many years ago



*British Homes!*





# 11

# Grandma! Grandpa!

1  Прослушай и спой песню.

This is my **house**,  
It's number two.  
There's a **bedroom**, a **bathroom**  
And a **kitchen**, too!  
In my house  
There's a **living room**  
And in the **garden**  
All the flowers bloom!



2 Chit-Chat. Поговори с одноклассником.




• bathroom?




• garden?



• bedroom?



• kitchen?

- 3  Посмотри на картинки. Какое утверждение верно: Chuckles is happy/Chuckles isn't happy? Почему? Прослушай диалог и проверь себя.



1 Grandma! Grandpa!  
Hello, Larry!  
Hello, grandma!  
Hello, grandpa!

2 Where's Lulu?  
She's in the bedroom.  
Lulu, these presents are for you and Larry.

3 Come and see your room!

4 Thank you, Grandma!

5 Wow! A kangaroo!  
Look, Larry! A koala!

6 Where's Chuckles?  
Look! He's there, under the chair!


- 4 Прочитай текст и согласишься (yes) или не согласишься (no) с предложением.

The presents are from Mum and Dad.


11b



1 Посмотри на картинку, прочитай и выбери правильный предлог.




- 1 Chuckles is **in/on** the car.
- 2 Lulu is **in front of/under** the car.
- 3 Larry is **next to/behind** a tree.
- 4 Grandma is **behind/next to** Grandpa.
- 5 The food is **in/on** the table.
- 6 The ball is **under/next to** the table.

2  Посмотри на картинку упр. 1 в течение минуты.  
Закрой книгу и ответь на вопросы учителя.

Teacher: Where's Chuckles?

Student: He's in the car.

3  Слушай и повторяй.

Uu

Chuckles can jump and run. Hurray, he's number 1!



4 Перепиши таблицу в тетрадь и заполни её.

under, Lulu, ruler, puppet, mummy, number, blue, sun, music, computer

/u:/	/N/
?	?
?	?
?	?
?	?
?	?


5  Давай поиграем!


My friend's house!



# 12a

## My house!

1  Слушай и повторяй.



2 Помести эти предметы на картинку упр. 1.  
Поговори с одноклассником.




A: Where's your lamp?

B: It's under the sofa. Where's your lamp?

A: It's in the bath!

3 Выбери правильное слово.

- 1 This is Mary's **baby/babies**.
- 2 Where are the **glass/glasses**?
- 3 Whose is this **box/boxes**?
- 4 Bring me two **dish/dishes**.
- 5 I've got two **shelf/shelves** in my room.






There is a glass on the table.  
There are two glasses in the cupboard.


4 Раскрой скобки и заполни пропуски глаголом **is** или **are** и существительным в нужной форме.


- 1 There **is** a **glass** (glass) on the table.
- 2 There ... two ... (**sandwich**) in the lunch box.
- 3 There ... two ... (**shelf**) in the bedroom.
- 4 There ... three ... (**box**) over there.
- 5 There ... four ... (**dish**) in the cupboard.
- 6 There ... a ... (**mirror**) next to the sofa.


5 Прочитай и напиши соответствующие слова.

This is our 1)  **house**. It is a big house! There's a living room,

a 2)  ..., two bathrooms and four 3)  ... . Look!

There's a pink 4)  ... in the bathroom! Our living room is

5)  ... and there are two big mirrors in it. Look at all the flowers

in our 6)  ...! Our house is very nice!

6 Выполни задание в разделе Portfolio:  
напиши о своей квартире/доме.

7 Давай поиграем!


I have two of them in my house.  
They are blue. They are in the living room.



12b

1 **Распроси и ответь на вопросы.**

Is there a desk in your room?  
Yes, **there is.**/No, **there isn't.**  
Are there any boxes?  
Yes, **there are.**/No, **there aren't.**



2 **Давай поиграем!**

Teacher: Is there a red lamp?

Student: Yes, there is.

3 **Спой песню!**

**My house is very funny!**



My new house is funny!  
There are boxes everywhere:  
Boxes in the cupboards,  
Boxes on the chairs,  
Boxes on the table,  
And some under my bed!  
And there are two men in the kitchen  
With boxes on their heads!

# Fun at school

## Family Crest!



4 Прочитай и выбери подходящий ответ.

A family crest

- a) gives information about your family.
- b) is your family's favourite picture.

Today, we have all got surnames — our family name — and everyone knows which family we belong to. Long ago, you could tell a person's name by looking at their family crest.

5 Посмотри на семейный герб. Какая фамилия у семьи?  
Откуда семья родом?



6 Придумай и нарисуй герб своей семьи.  
Расскажи о нем одноклассникам.





# The TOY SOLDIER

**Bella:** Is he under the chair?  
Is he there? Is he there?  
Is he on the shelf  
With the big teddy bear?

Oh, where is poor Sam?  
Oh, dear! Oh, dear!  
He's not over there,  
He's not over here!



**Narrator:** It's sunny now,  
The sky is blue,  
But poor old Sam,  
What can he do?  
A big black dog  
Comes running out,  
And puts the toy soldier  
In his mouth.



# Activities Module 6

## The Toy Soldier

1 Подбери слова, которые рифмуются.

- |         |          |
|---------|----------|
| 1 bear  | a) Jack  |
| 2 dear  | b) there |
| 3 blue  | c) here  |
| 4 black | d) do    |

2  Вставь слова из рамочки.

can't, are, sky, is

It's sunny now and the 1)\_\_\_ is blue. There 2)\_\_\_ beautiful flowers. A big black dog 3)\_\_\_ coming. But poor Sam 4)\_\_\_ run. What can he do?

3 Игра: «Где Сэм?»





## British Homes!

- 1 Прочитай и подбери к текстам картинки. Одна картинка лишняя.



- 1 This is a cottage in the UK. Cottages are small but very pretty. Look at the garden — it's full of flowers!
- 2 There are a lot of castles in the UK. This is Windsor Castle. It was one of Queen Elizabeth's homes. Look, it's very big!
- 2 О какой достопримечательности ты прочитал в текстах? А знаешь ли ты, что изображено на обложке этого учебника? Какие ещё известные места двух столиц — Лондона и Москвы — ты можешь назвать?

# Grammar Time

## It was 50 years ago!



... ago

**There was** a circus.

**Was there** a park?

Yes, **there was**.

**Was there** a hospital?

No, **there wasn't**.

**There was not/wasn't** a hospital.

**There were** a lot of small shops.

**Were there** many small shops?

Yes, **there were**.

**Were there** many cars?

No, **there weren't**.

**There were not/weren't** many cars.

- 1 Посмотри на картинку и скажи, что было в городе, где жили родители/бабушка с дедушкой няни Шайн 50 лет назад.

There was a police station.

There were a lot of small houses.



2 Теперь скажи, чего не было в их городе.

a supermarket a hospital a toy shop a pet shop  
many cars many people big houses

There wasn't a supermarket.  
There weren't big houses.

3 Расспроси одноклассников, что было в этом городе.

— Was there a hospital 50 years ago? — No, there wasn't.  
— Were there supermarkets 50 years ago? — No, there weren't.


4 Прочитай текст и выбери правильный ответ.

It was a small town 50 years ago. There **wasn't/weren't** a supermarket but there **was/were** a lot of small shops. There **was/wasn't** a circus then, but there **wasn't/weren't** many cars. There **was/were** small houses.



# Now I know

## Vocabulary

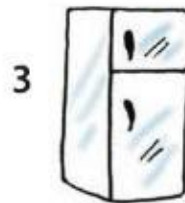
1  Перепиши, вставляя пропущенные буквы. (12 баллов)



c ? p ? ? a ? ?



? l ? s ?



f ? ? d ? ?



? o ? ? e ?

12

## Grammar

2  Посмотри на картинку и выбери правильные слова. (12 баллов)

- 1 There **is/are** a sofa **in front of/behind** the window.
- 2 There **is/are** two cats **on/under** the sofa.
- 3 There **is/are** some books **on/next to** the sofa.
- 4 There **is/are** some glasses **on/in** the cupboard.
- 5 There **is/are** a ball **under/next to** the cupboard.
- 6 There **is/are** a lamp **behind/in** the books.



12

3  Выбери правильное слово. (12 баллов)

- 1 There **was/were** two cats in the living room.
- 2 There **wasn't/weren't** a table in front of the sofa.
- 3 There **was/were** beautiful flowers on the table.
- 4 **Was/were** there a nice picture in the bedroom?

12

**4**  **Напиши существительные во множественном числе.**  
(24 балла)

- |         |         |            |          |
|---------|---------|------------|----------|
| 1 baby  | 3 shelf | 5 dish     | 7 body   |
| 2 glass | 4 box   | 6 sandwich | 8 family |

24


### Communication

**5** **Подбери правильный ответ. (15 баллов)**

- |                               |                   |
|-------------------------------|-------------------|
| 1 What's in the fridge?       | a An apple.       |
| 2 How many cookers are there? | b In the bedroom. |
| 3 Where's Ian?                | c Only one.       |

15

### Reading and Writing

**6**  **Прочитай текст и согласишься (yes) или не согласишься (no) с утверждениями. (25 баллов)**

Our house is very big! There's a living room, a kitchen, three bathrooms and four bedrooms! Look! There's a blue bath in my bathroom! Our living room is yellow and there are two mirrors and a big sofa in it. Look at all the trees in our garden! Our house is very nice!



- 1 There are two kitchens.
- 2 There are four bedrooms.
- 3 The bath is blue.
- 4 The living room is yellow.
- 5 There is one mirror in the living room.

25

Total		100
-------	---	-----

### Now I can ...

- 1 talk about things in my house
- 2 talk about location
- 3 write about my house/flat






# Arthur + Rascal



## Episode 5



1

Get ready, Rascal!  
You can do it!



2

Oh, good! Well done, Rascal!

First prize? Grr!  
I don't think so!




3

Drop it, Rascal!

Oh, oh!

Can't you drop it? Hee, hee!




4

First prize? Grr!  
I don't think so!



5

Hee, hee!



6

And the winner is ... Agh! Help!

Ha, ha! Well, it isn't Tricksy!

# Module 7

Units 13-14

A DAY OFF!

In this module you will ...

● learn, read and talk about ...

- King's Park Day
- activities
- hobbies

● practise ...

- talking about actions happening now
- talking about free-time activities




Get ready, get set, go!



# 13

## We're having a great time!

- 1  Слушай и показывай на картинки. Затем спой песню, сопровождая её движениями.



I'm **playing a game**,

With me? With me?

I'm **driving a car**.

I'm **painting a picture**,

You are! You are!

It's upside down!

I'm **making a sandcastle**,

What is it?

I'm **watching TV**.

It's the **face** of a **clown**!



- 2 **Chit-Chat.** Поговори с одноклассником.

A: What are you doing?

B: I'm making a sandcastle.

1 paint/picture


3 watch/TV

2 drive/car

4 play/game

- 3  Давай поиграем!



- 4  Посмотри на картинки. согласиись (yes) или не согласиись (no) с утверждением. Прослушай текст и проверь себя.

Nanny Shine is making a sandcastle.

1 Are you having a good time, children?  
Oh, yes, it's great here!

2 What are you doing, Maya?  
I'm making a sandcastle.

3 What's Paco doing?  
He's playing a game with the clown!

4 Where's Lulu?  
She's painting her face over there.

5 Look, Nanny! I'm driving a car!  
Bravo!

6 Come here, everybody!  
You look so funny!

- 5 Прочитай текст и ответь на вопрос.

What's Lulu doing?

13b

## 1 Выбери правильный ответ.

- 1 Sue ... the cats in the garden.  
A are watching    B is watching
- 2 Listen! Tom ... the piano.  
A is playing        B are playing
- 3 What ...? Is it an orange?  
A you are eating  
B are you eating
- 4 Look, Mum! I ... my face!  
A 'm painting      B painting
- 5 Where's Sandra? ... trees again?  
A She is climbing  
B Is she climbing
- 6 The children ...! They're playing!  
A aren't swimming  
B isn't swimming



What is Paco doing?  
He **is playing** a game.  
He **is not (isn't)** drawing.




Is he running? **No, he isn't.**  
Are they singing? **Yes, they are.**

## 2 Задай вопросы по картинке и получи на них ответы.



- 1 Chuckles/run?
  - 2 Nanny/paint a picture?
  - 3 Maya/swim?
  - 4 Larry and Lulu/play the piano?
  - 5 Paco/read?
- 1 A: Is Chuckles running?  
B: No, he isn't. He's climbing.

3  Слушай и повторяй.

The king and the queen are eating chicken in the kitchen.



4  Перепиши таблицу в тетрадь и заполни её.


green, long, ten, spring, king, run, queen, pin, sing, swing

/ŋ/	/n/
?	?
?	?
?	?
?	?
?	?

5 Что эти ребята любят делать в свободное время? Посмотри на картинки и расспроси одноклассников.



1 A: What does Cathy like doing?  
B: She likes dancing.


6  Покажи мимикой и жестами, что ты любишь делать. Пусть твои одноклассники отгадают.

B: Do you like dancing?

A: Yes, I do./No, I don't.

# 14a

## In the park!

1  Что делают ребята? Послушай и соотнеси имена и действия.



A playing soccer

- 1 Neil and Max
- 2 Debbie
- 3 Lee
- 4 Pat and Ellie
- 5 Bill
- 6 Ken



H sleeping



G drinking Coke



B eating a hot dog



F wearing a mac



C playing basketball

D flying a kite



E riding a bike



2  Прочитай и поставь глаголы в скобках в нужную форму.

Mum: Hello, dear! Is everything OK? What 1) **are the children doing** (the children/do)?


Dad: Well, Judy 2) ... (play) with some toys and Ben 3) ... (jump) up and down on the bed.

Mum: And the baby?

Dad: The baby 4) ... (eat).

Mum: 5) ... (you/have) a good time?

Dad: Oh, yes. I 6) ... (have) a great time!




### 3 Прочитай и ответь на вопросы.

It's King's Park Day today. There are a lot of people in the park. Look! Jim is playing a game with the clown! Sally is eating an apple and her brother Sam is making a sandcastle. Jenny and Jude are painting their faces. Their mother, Sue, is watching them. Can you see Paul and Tony? They are riding a horse! Everybody is having a great time!



- 1 Who is playing a game?
- 2 Who is eating an apple?
- 3 Who is making a sandcastle?
- 4 Who is riding a horse?

4  Выполни задание в разделе Portfolio: нарисуй картинку, напиши и расскажи о том, как проходит день в парке.

5  Давай поиграем!





14b

1 **Согласись (yes) или не согласись (no) с утверждениями.**

- 1 There are nine children in the picture.
- 2 There is a girl on the sofa.
- 3 The girl on the sofa has got fair hair.
- 4 Two boys are dancing.
- 5 A girl is playing the piano.
- 6 A boy is singing.
- 7 Two girls are drinking lemonade.
- 8 There is a boy on the table.



2



**Спой песню!**

We're having a good time,  
A fabulous, fun time!  
We're painting our faces,  
We're running in races,  
We're having a good, good time!

We're having a good time,  
A fabulous, fun time!  
The park bells are ringing,  
We're laughing and singing,  
We're having a good, good time!

**WE'RE HAVING  
A GOOD TIME!**



# Fun at school

- 3 Прочитай заголовок сказки. Знаешь ли ты сказку с таким названием на русском языке? Прочитай и проверь.

## The Twelve Months

### Fairy tale

There is a poor woman with five children. They have very little to eat. One day the woman goes to the forest and meets 12 young men. They are the 12 months and they ask her, "What do you think about us?" The woman says nice things about them all. "We have a good time in March, April and May because the trees are green and the farmers are happy in the fields. Poor people are happy in June, July and August because we don't wear warm clothes. September, October and November give us fruit and vegetables. We love December, January and February because we can sit at home and rest. So all months are good." The 12 months give her a pot of gold and she goes home to her children.

- 4 Прочитай сказку ещё раз и выпиши названия месяцев в 4 колонки по временам года.



Winter

---



---



---



Spring

---



---



---



Summer

---



---



---



Autumn

---



---



---

- 5 Назови месяцы по порядку, как показано в образце.


... is the first (second, third ...) month of the year.




# The TOY SOLDIER

**William:** Oh, Blackie, what's this?  
Is it for me?  
It's Sam, my toy soldier!  
How can that be?

Thank you, dear Blackie,  
Good boy! Good boy!  
Now I can play  
With my favourite toy!



**Ted:** Sam's here! Sam's here!  
Everyone, cheer.  
Now all our friends  
Are together again.  
Let's dance and play —  
Let's all shout HOORAY!



# Activities Module 7

## The Toy Soldier

1 Прочитай и исправь.

- 1 The dog's name is **Arthur**.
- 2 Sam is a **puppet**.
- 3 William **can't** play with Sam.
- 4 **Bella** is William's favourite toy.

2 Подбери правильный ответ к вопросу.


- |                       |                  |
|-----------------------|------------------|
| 1 What's this?        | a) Yes, it is.   |
| 2 Is it for me?       | b) It's a toy.   |
| 3 Can I play with it? | c) Yes, he is.   |
| 4 Is Sam here?        | d) Yes, you can. |

3 Расскажи, как ты проводишь время с друзьями, используя глаголы в рамочке.

We play with our favourite toys. We have a lot of fun.

play	dance
sing	laugh
	paint

4 Игра: «Тед говорит!»





## Get ready, get set go!

### 1 Прочитай и подбери картинки к выделенным словам.

In the USA, children love running in races. On Sports Day children take part in lots of fun races.

The **sack race** is very popular — the runners get into a sack to run the race. It's great fun! There's also the **ball and spoon** race — the winner is the first one to finish with the ball still on the spoon!

Another favourite is the **three-legged race**. In this race, two people tie a leg together to run. It's not as easy as it looks!



### 2 Исправь предложения.


- 1 On **King's Park Day** children take part in lots of fun races.
- 2 They get into a sack and **crawl**.
- 3 There's also the **dish** and spoon race.
- 4 Another favourite is the **four**-legged race.

- 3 **ICT** – Какие веселые соревнования и игры есть в России? Найди и изобрази их с помощью мимики и жестов, чтобы твои одноклассники отгадали! Какие из них твои любимые?

# Now I know

## Vocabulary

1 Подбери слова к картинкам. (25 баллов)



e.g. drive a car  
1 sleep

a

2 ride a horse  
3 fly a kite

4 watch TV

5 make a sandcastle

25

## Grammar

2 Прочитай вопрос и напиши ответы по картинкам. (25 баллов)

• What are the children doing?

e.g.



Cathy's dancing.

1



2



3



4



5



25

## Communication

### 3 Выбери правильный ответ. (15 баллов)

- 1 A: Are you having a good time?  
B: a) Oh, yes. It's great here!  
b) It's morning!
- 2 A: Who's riding the horse?  
B: a) It's brown.  
b) Fiona is!
- 3 A: What are you doing?  
B: a) I'm fine, thanks.  
b) I'm painting a picture.

15

## Reading and Writing

### 4 Прочитай и поставь глаголы в скобках в нужную форму. (35 баллов)

There are a lot of children in the park today. Look! Liam and Jim e.g. **are playing** (play) soccer. Mandy 1) ... (drink) lemonade and her sister Ruth 2) ... (fly) a kite. Karen and Wendy 3) ... (play) basketball. Their mother, Janet, 4) ... (sleep) under the tree! Everybody 5) ... (have) a great time!



35

Total	?	100
-------	---	-----

## Now I can ...

- talk about activities & hobbies
- talk and write about things happening now





# Arthur + Rascal



Episode 4



1

Oh, it's sunny today!



2

Mm! My favourite! Sausages!

What's Tricksy doing?  
Oh, oh!

Yes, look! They're having a picnic in the garden.



3

Woof!  
Woof!

Arthur! Rascal!  
Stop it!



4


Oh! No! Our picnic!

Grr! That cat!



5

Come on, Tricksy!  
No food for you today!



6

Yummy! Chicken!  
I love picnics!

# Module 8

## Units 15-16

### DAY BY DAY!

In this module you will ...

● learn, read and talk about ...

- Lulu on a TV show
- everyday activities
- parts of the day

● practise ...

- days of the week
- talking about daily activities
- telling the time



*Cartoon Favourites!*

*Spotlight  
on the USA*

# 15 а

## A fun day!

- 1  Слушай и показывай на слова. Затем спой.

**Monday**, Monday,  
It's a fun day.  
**Tuesday**, **Wednesday**, too!  
**Thursday**, **Friday**,  
They are fine days,  
But **Saturdays** and **Sundays**  
Are for me and you!



- 2 Сколько у тебя уроков в понедельник, во вторник, ...? Какие?

We have ... on ... . They are ...


- 3 Chit-Chat. Поговори с одноклассником.

What do we do on Mondays?



We play games!



- 4  Посмотри на картинку 6. Как ты думаешь, почему ребята хлопают в ладоши? Прослушай диалог и проверь себя.

1 What day is it today, children?  
It's Monday!

2 What do we do on Mondays?  
We play games!

3 Lulu, what colour do you want?  
Blue!

4 Now, pick a card.  
That one!

5 Well done, Lulu!  
This is for you!  
Erm... a clock!  
What's got two hands,  
a face and numbers?

6 Oh, thank you!

- 5  Прочитай текст и вставь пропущенные слова.

A clock has got ... hands, a ... and ....

15b

1 Прочитай текст и программку и заполни пропуски.

A: Hello, can I help you?

B: Oh, yes, please. My children want to join Playtime. What do you do every day?

A: Well, on Mondays we 1) **make toys**.

B: What do you do on Tuesdays?

A: On Tuesdays we 2) ...

B: Do you read stories on Fridays?

A: No, we 3) ... on Fridays. We read stories on Wednesdays.

B: I see. Do you 4) ... on Thursdays?

A: Yes, we do.

B: Oh, good. My children love cartoons!

## Playtime

Here's our programme:

Monday: make toys

Tuesday: play games

Wednesday: read stories

Thursday: watch cartoons

Friday: sing songs



2 Напиши, что Лулу делает в разные дни недели.

	MON	TUES	WED	THURS	FRI	SAT	SUN
drink milk	✓	✓	✓	✓	✓	✓	✓
play tennis			✓		✓		
watch cartoons					✓	✓	
eat vegetables	✓	✓	✓	✓	✓	✓	✓
read a story	✓	✓					



She goes to school every day.  
He watches TV on Sundays.

watch → watches  
fly → flies

Lulu drinks milk every day.  
She plays tennis on  
Wednesdays and Fridays.

3  Слушай и повторяй.

Chuckles and the children like chips, chocolate cakes and Coke.



The City Mice are dancing in a circle.



4  Перепиши таблицу в тетрадь и заполни её.

children, city, juice, chair, carrot, cooker, rice, black, cheese, music, pencil, duck, chips, jacket, computer, sock

c		ck	ch
/k/	/s/	/k/	/tʃ/
?	?	?	?
?	?	?	?
?	?	?	?
?	?	?	?
?	?	?	?

5  Давай поиграем!

What do I do on Mondays?

Do you play tennis?



# 16a

## On Sundays

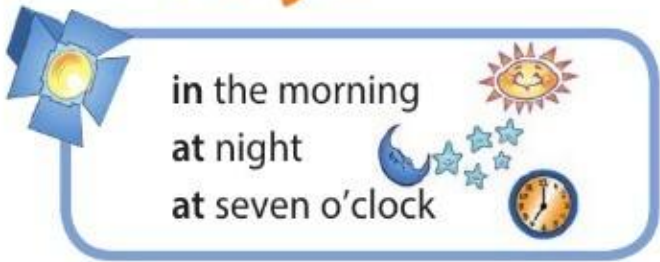
1 Слушай и повторяй.



2 Поговори с одноклассником.

A: What do you do in the morning?

B: I have a shower, then I have breakfast.



3 Полушай и соотнеси слова и время.



get up      come home



go to school  
watch TV

go to bed



4 Расспроси одноклассников и ответь на их вопросы.

A: What time do you get up?

B: At seven o'clock.

- 5 Прочитай текст и согласишься (yes) или не согласишься (no) с утверждениями.

## HOORAY! IT'S SUNDAY!

Lulu's favourite day is Sunday. She gets up at ten o'clock. In the morning, she has breakfast, then she visits her grandma and grandpa. Then, at one o'clock, she comes home and has lunch with her family.

In the afternoon, Lulu watches a video or listens to music. Then, at six o'clock, it's time for supper.

In the evening, she plays games with Chuckles. They have a lot of fun!

Then, at nine o'clock, Lulu goes to bed. Sundays are happy days for Lulu!

- 1 Lulu loves Sundays.
- 2 Lulu gets up early on Sundays.
- 3 In the morning, she goes to school.
- 4 She goes to bed at ten o'clock.




- 6  Выполни задание в разделе Portfolio: напиши, что ты делаешь по субботам и воскресеньям.

- 7  Давай поиграем!





16b

1  Послушай и скажи, в какой день недели происходят действия, изображённые на картинках. Одна картинка лишняя.

**Monday**      **Wednesday**      **Friday**      **Sunday**  
**Tuesday**      **Thursday**      **Saturday**



Monday



2  Спой песню!

# Holiday Rock



One o'clock, two o'clock,  
 Three o'clock's fine,  
 Any time; it's holiday time!

Morning, evening, noon or night!  
 It's holiday — the time is right!

Monday, Tuesday, Wednesday's fine,  
 Any time; it's holiday time!



# Fun at school

## Set your Clocks!



- 3 Посмотри на карту и скажи, какие столицы англоговорящих стран ты видишь?

am: 12 midnight — 12 noon  
pm: 12 noon — 12 midnight



- 4 Закончи предложения.

When it's 12 o'clock noon in London, it's ...


- |                          |                       |
|--------------------------|-----------------------|
| 1 ... in Moscow.         | 5 ... in Canberra.    |
| 2 2 pm in ... .          | 6 9 pm in ... .       |
| 3 ... in Rio de Janeiro. | 7 ... in Madrid.      |
| 4 7 am in ... .          | 8 ... in Los Angeles. |

- 5 ICT – В Москве сейчас 12 часов дня. Выясни, сколько времени в городах, где живут твои друзья и родственники.



# The TOY SOLDIER

**Bella:** I like all the toys  
In the children's playroom,  
But my favourite toy,  
Dear Sam, is you.



**Sam:** Dance with me, Bella,  
Round and round.  
Come on, everyone,  
Let's all dance around.

# The End



# Activities Module 8

## The Toy Soldier

**1** Посмотри на картинку на с. 66 и ответь на вопросы.

- 1 What are Bella and Sam doing?
- 2 What colour is Sam's jacket?
- 3 What does Ted look like?
- 4 Has Pip got a small nose?
- 5 Are the toys happy?



**2** Как ты помнишь всю сказку? Согласись (**yes**) или не согласишься (**no**) с утверждениями.

- 1 Sam is a teddy bear.
- 2 Rose can dance on her toes.
- 3 Ted, Dolly, Jack and Pip are friends.
- 4 Daddy says, "It's time for tea."
- 5 Sam is outside.
- 6 Blackie sees the toy soldier.
- 7 Sam is back and everybody is happy.
- 8 Bella's favourite toy is Ted.

**3** Нарисуй и опиши своего любимого персонажа этой сказки.

**4** А какая у тебя любимая игрушка? Опиши её.





## Cartoon Favourites!

How much do you know about these famous American cartoon characters?

- 1 Прочитай текст и вставь пропущенные слова: **bananas, Shaggy, helping, Scooby snacks, making.**



I'm a Minion! What do I like doing? Well, of course I like 1) ... my master and I love eating 2) ...!

My name's Scooby Doo! I'm a very clever dog and I like helping my owner, 3) ...! Oh, yes — and I love eating 4) ...!



I'm Elsa! I love 5) ... snow!



- 2 Ответь на вопросы:

- 1 Do you know any other cartoon characters from America?
- 2 Do you know what they like doing?
- 3 Who is your favourite cartoon character?

# Now I know

## Vocabulary

1 Подбери слова к картинкам. (20 баллов)



- a visit my friend
- b have breakfast
- c watch a video
- d go to bed
- e listen to music

## Grammar

20

2 Прочитай и вставь пропущенные слова. (40 баллов)

at has in on listens visits watches

goes supper at home



Jack King gets up e.g. **at** 9 o'clock 1) ... Sundays. He 2) ... breakfast, then he 3) ... to the radio.

In the afternoon he 4) ... his friends. He comes 5) ... at 6 o'clock, then eats 6) ...

7) ... the evening he 8) ... his favourite programme on TV, then 9) ... 11 o'clock he 10) ... to bed. Jack always has a nice time on Sundays!

40

## Communication

### 3 Выбери правильный ответ. (20 баллов)

1 A: What do you do in the evening?

- B: a) I visit my friends.  
b) I'm sleeping.

2 A: What are you doing now?

- B: a) I'm reading.  
b) I like reading.

20

## Reading and Writing

### 4 Прочитай и напиши, кто это делает. (20 баллов)

Here are some pupils talking about their favourite days.

**Bill:** My favourite day is Friday. I go to the sports centre and I play basketball with my team.

**Vicky:** I love Saturdays. I go to the cinema with my friends.

**Carol:** I like Sundays. I visit my grandma and grandpa and we have a great time together!

**Alan:** My favourite day is Wednesday. I have music lessons after school. I love music.

**Peter:** I like Tuesdays because I watch my favourite programme on TV.

e.g. watch TV **Peter**

- 1 visit grandma and grandpa
- 2 go to the cinema
- 3 play basketball
- 4 have music lessons

20

Total  100


### Now I can ...

- 1 talk about my daily routine
- 2 tell the time
- 3 write about my favourite days



# Arthur + Rascal


## Episode 7







# Mother's Day

**1**  Какое особенное слово пропущено во всех открытках?  
Прочитай, отгадай и напиши.

Mum,  
Thanks for everything you do.  
I ... you.



Have a nice day!

...  
Larry **A**

Mum,  
I ... you because you're the best!



Happy Mother's Day!

...  
Lulu **B**

**C** Mum,  
You're very special to me.  
I ... you very much!

Happy Mother's Day!

...  
Maya



**D** Mum,  
Thank you for loving me!  
I ... you, too!

Happy Mother's Day!

...  
Paco




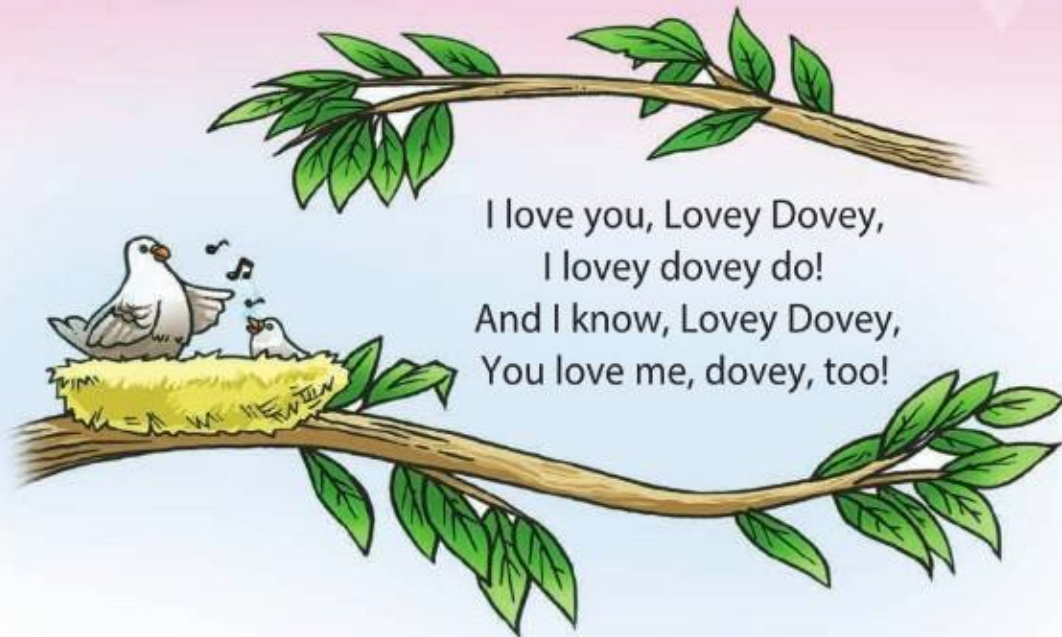
**2**   Послушай и заполни пропуски, затем спой песню.



Oh, Mother, Mother,  
Mummy, Mum!  
Your love to me  
Is like the 1) ...!

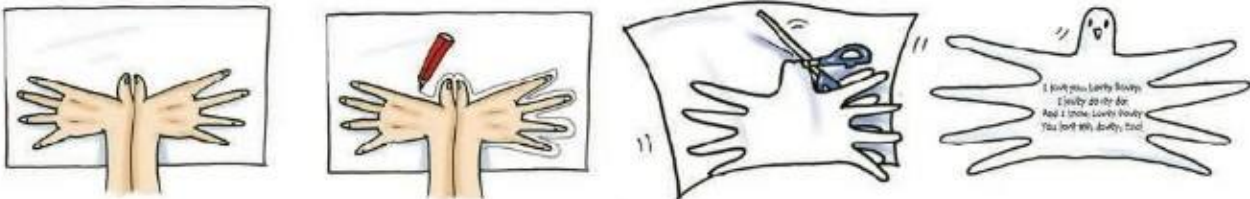
It's warm and happy  
With a smiling 2) ...!  
No other, Mother,  
Can take your place!

**3**  Слушай и повторяй.



I love you, Lovey Dovey,  
I lovey dovey do!  
And I know, Lovey Dovey,  
You love me, dovey, too!

**4** Сделай открытку в виде голубя для мамы.



**5** Как вы отмечаете День матери в школе? Прочитай слова и выражения и составь из них рассказ.

make cards for our mums,  
give flowers and presents to our mums,  
have a tea party,  
wear pretty skirts/dresses,  
sing songs,  
dance,  
play games,  
have a lot of fun



## 5. Grandpa Durov's Wonderland



There is an unusual theatre in Moscow — Grandpa Durov's Wonderland. The actors there are not people, but animals: horses and ponies, chimps, elephants, bears, camels, hippos and birds! They can do a lot of tricks. Children like visiting this theatre a lot.



**1** Посмотри на картинки и скажи, что умеют делать эти животные.



elephant/stand on two legs



chimp/play the piano



pigeon/walk on the ball



hippo/sing

**2** Ответь на вопросы.

- 1 Where can you see animals in your city/town/village?
- 2 Is there a zoo/circus/animal theatre there?
- 3 What tricks can the animals do?

**3** Посети сайт Театра дедушки Дурова и скажи, какое представление тебе хочется посмотреть <http://gotourl.ru/12193>.

## 6. House museums in Russia



House museums are the homes of famous Russian people of the past such as poets, writers, composers and artists. You can see different things there: armchairs and mirrors, tables and chairs, pictures and shelves, clothes and even toys. People come here to learn about their lives. Pupils do projects about these great people.

**1** На этих картинках экспонаты дома-музея Льва Толстого в Москве. Что на них изображено?



**2** ICT – Есть ли дома-музеи там, где ты живешь? Расскажи о них своим одноклассникам.




## 7. Fun after school

After school Russian children like doing different things. Some of them like playing computer games, some like watching TV, some like reading. Some children also do music, sports, dance, art and drama classes after school. They learn to do interesting things there. It's a good way to make new friends and have some fun too.

### 1 Найди лишнее.

- 1 In a music class you can: **a)** sing songs, **b)** play the piano, **c)** swim.
- 2 In an art class you can: **a)** play football, **b)** paint pictures, **c)** make masks.
- 3 In a drama class you can: **a)** wear costumes, **b)** put on a play, **c)** ride a bike.
- 4 In a dance class you can: **a)** watch TV, **b)** dance, **c)** exercise.
- 5 In a martial arts class you can: **a)** do karate, **b)** do judo, **c)** drive a car.

### 2 Где находятся эти дети? Что они делают? Посмотри на картинки и скажи.



- a She is in an art class. She's painting a picture.

## 8. Cartoon time



Cartoons in Russia are very popular, both with children and their parents. Look at the pictures and name the animals. They are often the main characters in Russian cartoons. Do you know these cartoons?



**1**  Давай поиграем! Опиши своего любимого героя мультфильма и попроси класс отгадать.





## The USA

- 1  Прочитай электронное письмо от твоего нового друга и заполни таблицу.

**To:**

**Subject:** Hi!



Hi!

My name is Steve and I'm 9. I live in Washington D.C., the capital city of the USA. The USA is a big country: there are fifty states in it. Our national flag has fifty stars and thirteen stripes. People call it "Stars and stripes". The President lives in the White House. You can see the Capitol and many museums in the city.

Write back soon.

Yours,  
Steve

Country	
Capital	
Flag	
Where the President lives	
Famous places	

- 2 **ICT** Какие ещё достопримечательности можно увидеть в Соединённых Штатах Америки? Найди изображение одной из них, покажи одноклассникам и скажи, что это и где находится.





# Australia



**Capital:** Canberra

**Big cities:** Sydney, Melbourne, Adelaide

**Language:** English

**National Animals:** kangaroo, emu

**National Holiday:** 26 January (Australia Day)

**The Head of the State:** the King

**Famous places:** the Opera House in Sydney,  
the Great Barrier Reef



**1** Выбери правильный ответ, пользуясь данной информацией об Австралии.

1 The capital city of Australia is

- a) Sydney                      b) Canberra                      c) Melbourne

2 What animals DO NOT live in Australia?

- a) emus                      b) kangaroos                      c) lions

3 Australia Day is on

- a) 6 January                      b) 16 January                      c) 26 January

4 Who is the head of the country?

- a) the President                      b) the Queen                      c) the King

**2 ICT** Какие ещё животные живут в Австралии? Найди изображение одного из животных и расскажи о нём одноклассникам.



## Further Reading Practice

### 1 Прочитай слова и предложения сначала про себя, а потом вслух.

/ɔ:/ all, small, tall, ball, talk, board, morning, forty;  
 "Good morning, boys and girls," says Miss Smith.  
 "Don't talk. All the boys, come to the board and draw a small ball, please."



/ɑ:/ car, far, barn, farm, farmer, alarm, guitar, father;  
 Mark is a farmer. All the animals on Mark's farm love him.  
 "He's great fun!" says Carly the cow. "Mark plays the guitar in the barn for us."



/ɜ:/ girl, thirty, thirteen, Shirley, birthday, purple;  
 Who's that girl in the purple dress? Oh, yes. It's Shirley.  
 Shirley is thirteen today. Happy Birthday, Shirley.



/eɪ/ name, skate, plane, day, great;  
 Today is a great day for Kate. It's her birthday. What is this?  
 A plane? A plane for Kate? That's great! Happy Birthday, Kate!



/æ/ sad, dad, rap, band, land, man, have, happy, Jack;  
 Jack and Jill are sad. They haven't got any water. "Let's get some water, Jill," says Jack. So Jack and Jill go up a hill. They have got some water now. Jack and Jill are very happy.



### 2 Измени первую букву, чтобы получилось новое слово.

1 me — **h**e

2 tall — ...

3 far — ...

4 red — ...

5 cat — ...

6 band — ...

7 box — ...

8 sad — ...

9 toy — ...

## Further Reading Practice

### 3 Прочитай слова и предложения сначала про себя, а потом вслух.

/t/ tin, bin, big, sing, trick, swim;

The Tin Man is sad. He can't swim. "What's the matter?" asks Jill. "I can't swim," says the Tin Man. "I've got an idea!" says Jill. "Come with me!" So the Tin Man follows Jill. "Look! A big bin!" says Jill. "You can learn to swim in this big bin!"



/ei/ sail, tail, fail, wait, whale, face;

This is Jane. Jane likes to sail. Look! Whose tail is this? Ah, yes, it's Miss Whale's. "Hello, Jane," says Miss Whale. "Let's set sail!"



/aɪ/ eye, fly, sky, ride, like, kite, white, climb, knight;

Mike is a white kite. He's alone in the sky. One day Mike sees a bike. "Hello," says Mike. "Hi," says the bike. "Can you ride a bike?" "No," says Mike. "Can you fly?" "No," says the bike. "But I can climb!" So the bike climbs up the hill. Now Mike isn't alone. He's got a friend.



/əʊ/ no, go, nose, note, home, those, old, know;

"Take this note to Mr Jones, Tony," says Mrs Bones. "Who's Mr Jones?" asks Tony. "I don't know him." "His home is up the hill," says Mrs Bones. "Oh, yes, I know," says Tony. "He's the old man with the big nose!"



### 4 Вставь в слово правильную букву или буквосочетание.

ee ea




1 tr...

o a



2 wh...le

i ai



3 k...te

i o



4 n...se

## Further Reading Practice

### 5 Прочитай слова и предложения сначала про себя, а потом вслух.

*/ju:/* new, you, beautiful;  
a beautiful horse  
What a beautiful horse  
What a beautiful horse you have, Simon!



*/æ/* bag, back, dad, that, land, hand, track, carry, Pam, can, has, pat, cat;  
This is Pam. Pam has something in her bag. "Pam, come back," Dad says. "What are you carrying in your bag?" "Nothing, Dad," Pam says. Then Dad opens Pam's bag. "What's that, Pam?" Dad asks Pam. "It's a cat, Dad," Pam says. "Can we keep it, Dad? Please!" "Oh, alright," says Dad and pats the cat.



*/ei/* train, wait, great, late, safe, brave, Jake, say;  
This is Jake. Jake is waiting for the train. Jake likes to ride the train. Here comes the train. A crocodile is on the train. Is Jake safe? What do you say? Yes, Jake is safe. The crocodile likes to ride the train, too. Now Jake and the crocodile are riding the train together. That's great!



### 6 Напиши слова в 3 строчки/колонки: со звуком */ju:/*, со звуком */æ/*, со звуком */ei/*. Некоторые слова являются лишними.

you, cut, Mark, beautiful, dad, come, start, work, land, great, hand, soon, bath, duck, train, children, good, say, fun, wait, dark, fast.

## Further Reading Practice

### 7 Прочитай рассказ сначала про себя, а потом вслух.

Mrs Mouse has got three children, Billy, Becky and Bobby. One day, Mrs Mouse tells her children to go out and play.

“Go now, children. But be careful. Do not go near the field. Old Black Cat lives there!”

But Billy, Becky and Bobby go to the field and play there. Suddenly, Billy stands up and says, “I can hear something. Old Black Cat is coming!” So Billy, Becky and Bobby run away very fast. “Quickly! In here!” says Becky. And the three little mice go into a big bag of flour. Old Black Cat goes away. The three little mice come out of the bag.

There is flour in their ears and in their mouths!

At last Billy, Becky and Bobby go back home.

“Shoo!” says Mrs Mouse, when they come home.

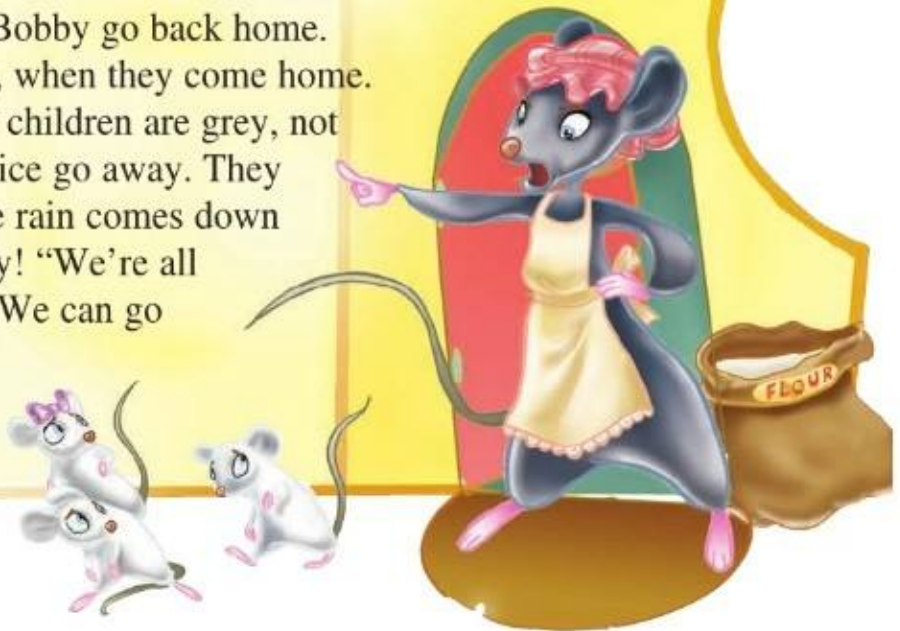
“You don’t live here. My children are grey, not white!” The three little mice go away. They are very sad. Just then the rain comes down

and washes the flour away! “We’re all

grey again!” says Billy. “We can go

home now,” says Becky.

“Hurrah!” says Bobby.



### 8 Прочитай ещё раз и ответь на вопросы.

- |  |                                 |
|--|---------------------------------|
| 1 How many children has Mrs Mouse got? What are their names? | 3 What is there in the bag?     |
| 2 Who lives in the field?                                    | 4 What colour are the mice now? |
|  | 5 What washes the flour away?   |

### 9 Найди в рассказе эти слова.

- |                  |               |               |
|------------------|---------------|---------------|
| 1 /tʃɪldrən/ ... | 4 /fɪld/ ...  | 7 /ɪə/ ...    |
| 2 /pleɪ/ ...     | 5 /hɪə/ ...   | 8 /maʊs/ ...  |
| 3 /ðeɪ/ ...      | 6 /flaʊə/ ... | 9 /wɒʃɪz/ ... |

## Further Reading Practice

### • My Animals

**10** Соотнеси слова с их транскрипцией. Расставь слова в алфавитном порядке.

1 mouse	a /bɜːrd/
2 sheep	b /pæreɪt/
3 fish	c /ræbɪt/
4 spider	d /tɔːrtəs/
5 bird	e /maʊs/
6 rabbit	f /fɪʃ/
7 tortoise	g /spaɪdər/
8 parrot	h /ˈɪp/

### • My Verbs

**11** Соотнеси слова с их транскрипцией. Расставь слова в алфавитном порядке.

1 fly	a /wɔːk/
2 jump	b /rʌn/
3 swim	c /klaɪm/
4 walk	d /flaɪ/
5 talk	e /wɒtʃ/
6 sing	f /draɪv/
7 run	g /dʒʌmp/
8 climb	h /swɪm/
9 play	i /sɪŋ/
10 ride	j /pleɪ/
11 drive	k /raɪd/
12 watch	l /tɔːk/

### • Days of the Week

**12** Соотнеси слова с их транскрипцией. Расставь слова в алфавитном порядке.

1 Sunday	a /tjuːzdeɪ/
2 Monday	b /θɜːrdeɪ/
3 Tuesday	c /sæteɪdeɪ/
4 Wednesday	d /fraɪdeɪ/
5 Thursday	e /mʌndeɪ/
6 Friday	f /wenzdeɪ/
7 Saturday	g /sʌndeɪ/

## Further Writing Practice



### • Punctuation

#### Writing Tips!

- We use a **full stop** (.) at the end of the sentence.
- We use a **question mark** (?) for interrogative sentences.
- We use an **exclamation mark** (!) for commands and strong feelings.
- We use a **comma** (,) to join two things.

### 1 Прочитай электронное письмо, скажи, какие пунктуационные знаки в нём употребляются и почему.

Hello,

My name's Yuri and I'm 10. I'm in Year 5 at school. I like English, Art and PE.

My favourite subject is Music!

What about you?

Yuri



### • Using capital letters

#### Writing Tips!

We use capital letters for:

- "I am" (personal pronoun)
- the first word in a sentence, e.g. *She's ten.*
- countries, e.g. *France*
- school subjects, e.g. *Art*
- names

### 2 Перепиши предложения, правильно используя заглавные буквы.

1 my name's John.

**My name's John.**

2 my name is eva and i'm nine years old.

3 i'm ida i'm from russia.

4 her favourite subject is art.

5 she lives in the uk. She speaks english.



## Further Writing Practice

- 3**  **Перепиши абзац, исправив 6 ошибок в заглавных буквах.**

Hello, I'm ana. I'm ten and my favourite school subject is history.  
This is my mother and father. their names are ida and Alexander.  
we are a happy family!



### • Connectors

#### Writing Tips!

- We use **and** or **but** to join two ideas.
- We use **and** to join similar ideas, e.g. *I like ice cream **and** biscuits.*
- We use **but** to join contrasting ideas, e.g. *I like juice **but** I don't like Coke.*

- 4**  **Вставь в предложения *but* или *and*.**

- |  |   |
|--|---|
| 1 I like ice cream ... jelly.                        | 4 We've got some sausages ...             |
| 2 She likes chips ... she doesn't like burgers.      | potatoes ... we haven't got any rice.     |
| 3 Can I have some potatoes ... some carrots, please? | 5 My brother likes orange juice ... Coke. |

- 5**  **Сделай из двух предложений одно с помощью *but* или *and*.**

- |  |  |
|--|--|
| 1 We haven't got carrots. We've got potatoes.    | 4 I like pizza. I like burgers, too.         |
| 2 Maria likes ice cream. She likes jelly, too.   | 5 Yuri likes singing. He likes dancing, too. |
| 3 We have some popcorn. We haven't got any Coke. | 6 He likes chicken. He doesn't like fish.    |

## Further Writing Practice

### 6 Заполни пропуски союзами *but* или *and*.

Milla,

We've got some potatoes 1) ... we haven't got any rice. We've got some eggs 2) ... carrots 3) ... we need some oranges 4) ... some bananas. We've got some juice 5) ... milk 6) ... we need some lemonade.

Alexander



eggs	✓
rice	✗
bananas	✗
oranges	✗
milk	✓
juice	✓
lemonade	✗
potatoes	✓
carrots	✓



### • Adjectives

#### Writing Tips!

- We can use adjectives before a noun, e.g. *Maria has got a **funny** cat.*
- We can use adjectives after the verb 'to be', e.g. *Her cat is **clever**.*

### 7 Найди в тексте прилагательные.

I've got a funny cat. Her name is Fluffy. She has got small ears and a fat body. She's very cute! Fluffy is clever, too! She can jump and climb!

### 8 Составь из слов предложения.

- |                                   |                              |
|-----------------------------------|------------------------------|
| 1 My brother/blue/has got/eyes    | 3 My/has got/a long/tail/dog |
| 2 Maria/a beautiful/house/has got | 4 My brother/clever/is       |

## Further Writing Practice

### 9 Прочитай и расставь правильно прилагательные.

I've got a dog funny. Her name is Marta. She has got ears big and a body long. Marta clever is too! She can jump and climb!



#### • Reference words

#### Writing Tips!

We use reference words in order to avoid repetition.

e.g. *This is our house. Our house is blue.*

*This is our house. It's blue.*

### 10 Замени на местоимения слова, повторяющиеся во втором предложении.

- |   |  |
|---|--|
| 1 This is my room. My room is blue.<br><b>This is my room. It's blue.</b> | 4 I like burgers. Burgers are yummy!           |
| 2 Ida's house is big. Ida's house has got seven bedrooms.                 | 5 My new house is funny! My new house is pink! |
| 3 Ida's eyes are beautiful. Ida's eyes are blue.                          | 6 I like John's room. John's room is big.      |

### 11 Перепиши текст, заменяя на местоимения повторяющиеся слова.

This is our house. Our house is very big! Our living room is beautiful. Our living room is blue and green. My sister's bedroom is pink. My sister's bedroom is not very nice. My bedroom is blue. My bedroom is very nice!





## Further Speaking Practice

### • Talking about dates and days.

#### 1 Прочитайте по ролям.

- What date is it today?
- It's the 3<sup>rd</sup> of March.
- What day is it today?
- It's Tuesday.

1<sup>st</sup> — first

3<sup>rd</sup> — third

5<sup>th</sup> — fifth

29<sup>th</sup> — twenty-ninth

2<sup>nd</sup> — second

4<sup>th</sup> — fourth

12<sup>th</sup> — twelfth

31<sup>st</sup> — thirty-first

#### 2 Спроси у одноклассника о его дне рождения.

- When is your birthday?
- It's on the ... (twenty-second of July).

### • Describing your room

#### 3 Прочитайте по ролям.

- Maria:** What's your room like?  
**Anton:** It's blue and white.  
**Maria:** Is it big?  
**Anton:** No, it's not very big.  
**Maria:** Is there a desk?  
**Anton:** Yes, there is a desk next to my bed.



#### 4 Составьте похожие диалоги.

### • Talking about routines

#### 5 Прочитайте по ролям.

- Dima:** What time do you get up in the morning?  
**Sonya:** At seven o'clock. I have breakfast and I go to school. What about you?  
**Dima:** I usually get up at seven, too. What time do you go to bed?  
**Sonya:** At nine o'clock. But at the weekends I go to bed at ten.  
**Dima:** Do you ever go to bed after ten?  
**Sonya:** Never!

#### 6 Разыграйте похожие диалоги, используя собственные идеи.

## Further Speaking Practice

### • Talking about household chores

**7** Что ты делаешь по дому? Как часто? Расскажи одноклассникам.

always ✓✓✓✓✓

often ✓✓✓✓

usually ✓✓✓

sometimes ✓✓

never ✗



wash the dishes



mop the floor



vacuum the carpet



make the bed



do the shopping



make tea



water the plants



make breakfast

*I always make my bed.*

**8** Прочитайте по ролям.

**Vadim:** Alina, do you help with the chores in your house?

**Alina:** Yes, I do. I sometimes wash the dishes after lunch and I always make breakfast for Mum and Dad on Sundays. What about you?

**Vadim:** I always make my bed, but I never wash the dishes!



**9** Разыграйте похожие диалоги.

## Грамматический справочник

### Модуль 5

The verb 'have got' — (иметь)

Утверждение		Вопрос
Полная форма	Краткая форма	
I have got	I've got	Have I got?
You have got	You've got	Have you got?
He has got	He's got	Has he got?
She has got	She's got	Has she got?
It has got	It's got	Has it got?
We have got	We've got	Have we got?
You have got	You've got	Have you got?
They have got	They've got	Have they got?

Отрицание	
Полная форма	Краткая форма
I have not got	I haven't got
You have not got	You haven't got
He has not got	He hasn't got
She has not got	She hasn't got
It has not got	It hasn't got
We have not got	We haven't got
You have not got	You haven't got
They have not got	They haven't got

#### Употребление

Глагол **have got** переводится на русский язык как «у меня, у него, у нас и т. д. есть»:

*She has got a rabbit.*

Он также употребляется для того, чтобы описывать людей, животных или предметы.

*It's got a big mouth.*

#### Краткие ответы

В кратких ответах употребляется только **Yes** или **No**, личное местоимение в именительном падеже (I, you, he, др.) и глагол **have (haven't)/has (hasn't)**. **Got** в ответе опускается.

Have you got a brother? — Yes, I have/we have.  
— No, I haven't/we haven't.

Has he/she/it got small ears? — Yes, he/she/it has.  
— No, he/she/it hasn't.

**Внимание:** It's got = It has got  
It's = It is

Множественное число — исключения

Ед. число	Мн. число
man	men
woman	women
child	children
tooth	teeth
foot	feet
mouse	mice
fish	fish
sheep	sheep

Глагол 'can' — (мочь, уметь)

Утверждение	Вопрос
I can walk	Can I walk?
You can walk	Can you walk?
He can walk	Can he walk?
She can walk	Can she walk?
It can walk	Can it walk?
We can walk	Can we walk?
You can walk	Can you walk?
They can walk	Can they walk?

Отрицание	
Полная форма	Краткая форма
I cannot walk	I can't walk
You cannot walk	You can't walk
He cannot walk	He can't walk
She cannot walk	She can't walk
It cannot walk	It can't walk
We cannot walk	We can't walk
You cannot walk	You can't walk
They cannot walk	They can't walk

Глагол **can** выражает способность/умение что-либо делать.

*A bird can fly.*

#### Краткие ответы

В кратких ответах употребляется только **Yes** или **No**, личное местоимение в именительном падеже (I, you, he, etc) и глагол **can/can't**.

Is he/she/it from England? — Yes, I/he/she/etc can  
— No, I/he/she/etc can't.

### Past Simple (irregular verbs) — Неправильные глаголы

- **Past Simple** употребляется, когда речь идёт о действиях, которые происходили **в прошлом. Указатели времени (сигналы), употребляемые с Past Simple:** *yesterday, last week, last month, last year, two days ago, weeks/months/years ago, in 1975* и др.
- Прошедшее простое время неправильных глаголов образуется не путём прибавления **-ed**, а другими способами, например: *go — went, see — saw, make — made, have — had.*  
*They had a lot of fun yesterday.*

say	—	said
tell	—	told
go	—	went
come	—	came
see	—	saw
find	—	found
get	—	got
have	—	had

- Вопросительные предложения строятся при помощи вспомогательного глагола **did** и начальной формы смыслового глагола. Отрицательные предложения строятся при помощи вспомогательного глагола **did not** и начальной формы смыслового глагола.

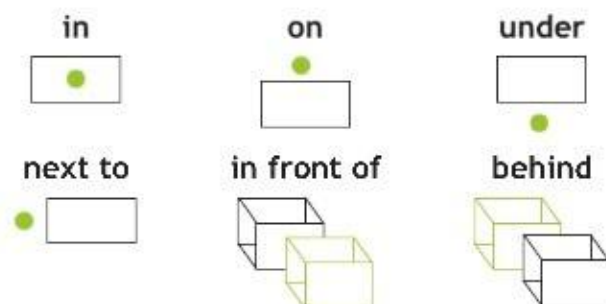
*Did he go surfing last week?*

*He didn't see this film yesterday.*

### Модуль 6

#### Prepositions of place — Предлоги места

Предлоги места помогают определить местонахождение предмета/лица.



### Plurals — Формы множественного числа

- Большинство существительных образуют форму множественного числа путём добавления **-s**.  
*chair — chairs*
- К существительным, оканчивающимся на **-s, -ss, -o** или **-x**, во множественном числе добавляется **-es**.  
*bus — buses*      *glass — glasses*  
*potato — potatoes*      *box — boxes*
- У существительных, оканчивающихся на **согласную + y**, во множественном числе **y** заменяется на **i** и добавляется **-es**, **НО** к существительным, оканчивающимся на **гласную + y**, добавляется **-s**.  
*baby — babies; boy — boys*
- У существительных, оканчивающихся на **-f** или **-fe**, во множественном числе **-f** или **-fe** заменяются на **-v** и **-ve** и добавляется **-es**.  
*shelf — shelves*

### Конструкция There is/There are

Конструкция **There is/There are** употребляется для сообщения о наличии в данном месте какого-либо лица или предмета.

- **there is** употребляется в единственном числе. Краткой формой **there is** является **there's**.  
*There is (There's) an armchair in the living room.*
- **there are** употребляется во множественном числе.  
*There are two beds in the bedroom.*
- Вопросительная форма: **Is there?/Are there?**  
*Is there a shelf in your room?*  
*Are there four dishes on the table?*
- Отрицательная форма: **There is not (isn't) .../There are not (aren't) ...**.  
*There is not (isn't) a fridge in the kitchen.*  
*There are not/aren't four glasses in the cupboard.*



## Справочник по грамматике

## Модуль 7

Present Continuous — Настоящее продолженное время

Утверждение	
Полная форма	Краткая форма
I am playing	I'm playing
You are playing	You're playing
He is playing	He's playing
She is playing	She's playing
It is playing	It's playing
We are playing	We're playing
You are playing	You're playing
They are playing	They're playing

Отрицание	
Am I playing?	Are we playing?
Are you playing?	Are you playing?
Is he playing?	Are they playing?
Is she playing?	
Is it playing?	

Отрицание	
Полная форма	Краткая форма
I am not playing	I'm not playing
You are not playing	You aren't playing
He is not playing	He isn't playing
She is not playing	She isn't playing
It is not playing	It isn't playing
We are not playing	We aren't playing
You are not playing	You aren't playing
They are not playing	They aren't playing

Present Continuous образуется при помощи вспомогательного глагола to be (am, is, are) и смыслового глагола с окончанием -ing.

Present Continuous употребляется, когда речь идёт о действиях, происходящих сейчас, в момент речи.

Указатели времени (сигналы), употребляемые с Present Continuous: now, at the moment, etc.

## Краткие ответы

В кратких ответах употребляется только **Yes** или **No**, личное местоимение в именительном падеже (I, you, he, etc) и глагол **to be** в нужной форме. Смысловый глагол с окончанием **-ing** в ответе опускается.

Are you eating? — Yes, I /we are.  
No, I/we aren't.

Is he/she/it eating? — Yes, he/she/it is.  
No, he/she/it isn't.

Are they eating? — Yes, they are  
No, they aren't.

## Модуль 8

Present Simple — Настоящее простое время

Правописание глаголов в 3-м лице единственного числа.

- К большинству глаголов в 3-м лице единственного числа прибавляется **-s**.  
I paint — he paints
- К глаголам, оканчивающимся на **-ss**, **-sh**, **-ch**, **-x** или **-o**, добавляется **-es**.  
I watch — he watches, I go — he goes
- В глаголах, оканчивающихся на согласную + **y**, **-y** заменяется на **-i** и добавляется **-es**.  
I study — he studies **НО** I play — he plays

## Употребление

Present Simple употребляется, когда речь идёт о регулярно повторяющихся, повседневных действиях и привычках.  
I get up at 8 am every day.

Произношение (3-е лицо, единственное число)

Окончания **-s** или **-es** произносятся как:

- /s/ если глагол оканчивается на глухие согласные: he eats
- /ɪz/ если глагол оканчивается на шипящие или свистящие звуки: he watches
- /z/ если глагол оканчивается на гласные или звонкие согласные: he swims

Prepositions of time — Предлоги времени

At	время:	at 4 o'clock
	праздники:	at Christmas
	выражения:	at noon, at night, at the weekend
In	выражения:	in the morning/ afternoon/evening
On	дни недели:	on Monday

# Word List

## Module 5

### Unit 9: Cows are funny!

body /bɒdi/ туловище, тело  
 cow /kaʊ/ корова  
 fat /fæt/ толстый, тучный  
 foot /fʊt/ ступня  
 get on the train /get ɒn ðə treɪn/ сесть  
 в поезд  
 head /hed/ голова  
 leg /leg/ нога  
 long /lɒŋ/ длинный  
 man /mæn/ мужчина  
 mouth /maʊθ/ рот  
 sheep /ʃi:p/ овца  
 short /ʃɔ:t/ короткий  
 tail /teɪl/ хвост  
 thin /θɪn/ худой  
 tooth /tu:θ/ зуб  
 track /træk/ путь (железнодорожный)  
 woman /wʊmən/ женщина

### Unit 10: Clever animals!

crawl /kraʊl/ ползать  
 parrot /pærət/ попугай  
 rabbit /ræbɪt/ кролик  
 seahorse /si:hɔ:s/ морской конёк  
 spider /spaɪdə/ паук  
 talk /tɔ:k/ говорить, разговаривать  
 tortoise /tɔ:'tɔ:s/ черепаха  
 walk /wɔ:k/ ходить

twenty /twenti/ двадцать  
 thirty /θɜ:ti/ тридцать  
 forty /fɔ:ti/ сорок  
 fifty /fɪfti/ пятьдесят  
 sixty /sɪksti/ шестьдесят  
 seventy /sevənti/ семьдесят  
 eighty /eɪti/ восемьдесят  
 ninety /naɪnti/ девяносто  
 hundred /hʌndrəd/ сто

### How the Camel Got His Hump

angry /æŋɡri/ сердитый  
 camel /kæməl/ верблюд

hump /hʌmp/ горб  
 last week /lɑ:st wɪk/ на прошлой  
 неделе  
 last month /lɑ:st mʌnθ/ в прошлом  
 месяце

## Module 6

### Unit 11: Grandma! Grandpa!

behind /bɪhaɪnd/ позади, сзади  
 bloom /blu:m/ цвести  
 car /kɑ:ʔ/ автомобиль  
 in front of /ɪn frʌnt əv/ перед  
 next to /nekst tə/ рядом, близко  
 present /prezənt/ подарок  
 room /ru:m/ комната

### Unit 12: My House!

cooker /kʊkəʔ/ кухонная плита  
 cupboard /kʌbɔ:d/ настенный шкаф  
 everywhere /evrihwɛəʔ/ везде  
 fridge /frɪdʒ/ холодильник  
 How many ... ? /haʊ menɪ/ Сколько ... ?  
 mirror /mɪrəʔ/ зеркало  
 sofa /səʊfə/ диван

### It was 50 years ago!

50 years ago /fɪfti jɪəz əɡəʊ/ 50 лет  
 назад

## Module 7

### Unit 13: We're having a great time!

day off /deɪ ɒf/ выходной день  
 drive /draɪv/ водить машину  
 face /feɪs/ лицо  
 make a sandcastle /meɪk ə sændkɑ:s əl/  
 строить замок из песка  
 over there /əʊvə ðeəʔ/ там  
 paint a picture /peɪnt ə pɪktʃəʔ/ рисовать  
 картину  
 piano /praɪnəʊ/ пианино  
 upside down /ʌpsaɪd daʊn/ вверх ногами  
 watch TV /wɒtʃ ti: vi:/ смотреть  
 телевизор

## Word List

## Unit 14: In the park!

basketball /bɑːskɪtbɔːl/ баскетбол  
 bell /bɛl/ колокольчик  
 fabulous /fæbjʊləs/ потрясающий,  
 изумительный  
 fly a kite /flaɪ ə kaɪt/ запускать  
 воздушного змея  
 hot dog /hɒt dɒg/ сосиска в булочке,  
 хот-дог  
 laugh /lɑːf/ смеяться  
 mac /mæk/ резиновый плащ, макинтош  
 park /pɑːk/ парк  
 race /reɪs/ гонка  
 ride a bike /raɪd ə baɪk/ кататься на  
 велосипеде  
 ring /rɪŋ/ звенеть  
 sleep /slɪp/ спать  
 soccer /sɒkə/ футбол

## Months

April /eɪprɪl/ апрель  
 August /ɔːgəst/ август  
 December /dɪsembə/ декабрь  
 February /febjuəri/ февраль  
 January /dʒænjuəri/ январь  
 July /dʒulaɪ/ июль  
 June /dʒuːn/ июнь  
 March /mɑːtʃ/ март  
 May /meɪ/ май  
 November /nəʊvembə/ ноябрь  
 October /ɒktoʊbə/ октябрь  
 September /septembə/ сентябрь

## Module 8

## Unit 15: A fun day!

cartoon /kɑːtuːn/ мультфильм  
 clock /klɒk/ часы  
 Friday /fraɪdeɪ/ пятница  
 hand /hænd/ стрелка часов  
 join /dʒɔɪn/ присоединяться  
 Monday /mʌndeɪ/ понедельник  
 quiz /kwɪz/ викторина  
 Sunday /sʌndeɪ/ воскресенье

Thursday /θɜːzdeɪ/ четверг  
 Tuesday /tjuːzdeɪ/ вторник  
 Wednesday /wenzdeɪ/ среда

## Unit 16: On Sundays

afternoon /ɑːftərnʊn/ день  
 evening /iːvɪŋ/ вечер  
 go to bed /gəʊ tə bed/ ложиться спать  
 have a shower /hæv ə ʃaʊə/ принимать  
 душ  
 have breakfast /hæv brekfəst/  
 завтракать  
 have lunch /hæv lʌntʃ/ обедать  
 have supper /have sʌpə/ ужинать  
 listen to music /lɪsən tə mjuzɪk/ слушать  
 музыку  
 morning /mɔːnɪŋ/ утро  
 night /naɪt/ ночь  
 relative /relətɪv/ родственник  
 visit /vɪzɪt/ посещать, навещать

## Fun at school

add /æd/ добавлять  
 because /bɪkɒz/ потому что  
 belong /bɪlɒŋ/ принадлежать  
 child /tʃaɪld/ ребёнок  
 circle /sɜːkəl/ круг  
 crocodile /krɒkədəɪl/ крокодил  
 design /dɪzain/ придумывать,  
 конструировать  
 domesticated /dəmestɪkeɪtɪd/ домашний  
 fairy tale /feəri teɪl/ сказка  
 family crest /fæmɪli krest/ семейный  
 герб  
 figure out /fɪgər aʊt/ вычислять  
 hear /hɪə/ слышать  
 in the street /ɪn ðə stri:t/ на улице  
 knew /njuː/ знал  
 know /nəʊ/ знать  
 map /mæp/ карта  
 midnight /mɪdnaɪt/ полночь  
 noon /nuːn/ полдень  
 painting /peɪntɪŋ/ картина  
 scene /siːn/ эпизод

set a clock /set ə klɒk/ устанавливать  
часы

snake /sneɪk/ змея

square /skweɪ/ квадрат

surname /sɜːˈneɪm/ фамилия

take away /teɪk əweɪ/ вычитать

title /taɪtəl/ название

triangle /traɪæŋɡl/ треугольник

turkey /tɜːˈki/ индюк, индюшка

whale /ˈweɪl/ кит

wild /waɪld/ дикий

## The Toy Soldier

arm /ɑːm/ рука

by himself /baɪ hɪmself/ один

cheer /tʃɪə/ приветствовать

dance on the toes /dɑːns ɒn ðə təʊz/  
танцевать на носочках

end /end/ конец

follow /fɒləʊ/ следовать за

How do you do? /haʊ də ju duː/  
приветствие при знакомстве

look out /lʊk aʊt/ выглядывать

march /mɑːtʃ/ маршировать

poor /pʊə/ бедный

put /pʊt/ класть, ставить

shout /ʃaʊt/ кричать

sky /skaɪ/ небо

## Arthur & Rascal

alright /əˈraɪt/ хорошо, в порядке

be careful /bi keəˈfʊl/ быть осторожным

catch /kætʃ/ ловить

drop /drɒp/ бросать

go home /ɡoʊ hoʊm/ идти домой

help /help/ помогать

naughty /nɔːti/ непослушный

next door /nekst dɔː/ по соседству

picnic /pɪknɪk/ пикник

prize /praɪz/ приз

quick /kwɪk/ быстрый

silly /sɪli/ глупый

winner /wɪnə/ победитель

## Mother's Day

come to mind /kʌm tə maɪnd/ приходить  
на ум

smile /smaɪl/ улыбаться

## Cultural sections on English-speaking countries

### 5. Animals Down Under!

farm /fɑːm/ ферма

fast /fɑːst/ быстрый

insect /ɪnsɛkt/ насекомое

interesting /ɪntrestɪŋ/ интересный

neck /nek/ шея

### 6. British Homes!

castle /kɑːsl/ замок

cottage /kɒtɪdʒ/ коттедж

full of /fʊl əv/ полный (чего-либо)

### 7. Get ready, get set, go!

easy /iːzi/ легкий

finish /fɪnɪʃ/ заканчивать

runner /rʌnə/ бегун

sack race /sæk reɪs/ гонка в мешках

spoon /spuːn/ ложка

take part /teɪk pɑːt/ принимать участие

three-legged /θriː legd/ трехногий

tie /taɪ/ связывать

### 8. Cartoon Favourites!

owner /əʊnə/ хозяин, владелец

ice /aɪs/ лёд

master /mɑːstə/ хозяин

snack /snæk/ лёгкая закуска

## Spotlight on Russia

### 5. Grandpa Durov's Wonderland

actor /æktə/ актер, артист

bear /beə/ медведь

camel /kæməl/ верблюд

## Word List

hippo /hɪpəʊ/ бегемот, гиппопотам

pigeon /pɪdʒɪn/ голубь

pony /pəʊni/ пони

theatre /θi:ətə/ театр

trick /trɪk/ трюк, фокус

unusual /ʌnju:zʊəl/ необычный

## 6. House museums in Russia

artist /ɑ:tɪst/ художник

composer /kəmˈpəʊzə/ композитор

famous /feɪməs/ известный, знаменитый

museum /mju:zi:əm/ музей

past /pɑ:st/ прошлое

poet /pəʊt/ поэт

such as /sʌtʃ əz/ такой как

writer /raɪtə/ писатель

## 7. Fun after school

costume /kɒstjʊm/ костюм

drama class /drɑ:mə/ театральный  
кружок

judo /dʒu:dʌʊ/ дзюдо

karate /kə'reɪtɪ/ карате

martial arts /mɑ:ˈrjʊl ɑ:ts/ боевые  
искусства

put on a play /pʊt ɒn ə pleɪ/ ставить  
пьесу

## 8. Cartoon time

bright /braɪt/ яркий

hare /heə/ заяц